



# TEST REPORT: RPS-120-24

## 120W Single Output Green Medical Type

### ■ DESIGN VERIFY TEST

Output Function Test

Input Function Test

Protection Function Test

Component Stress Test

### ■ SAFETY & E.M.C. TEST

Safety Test

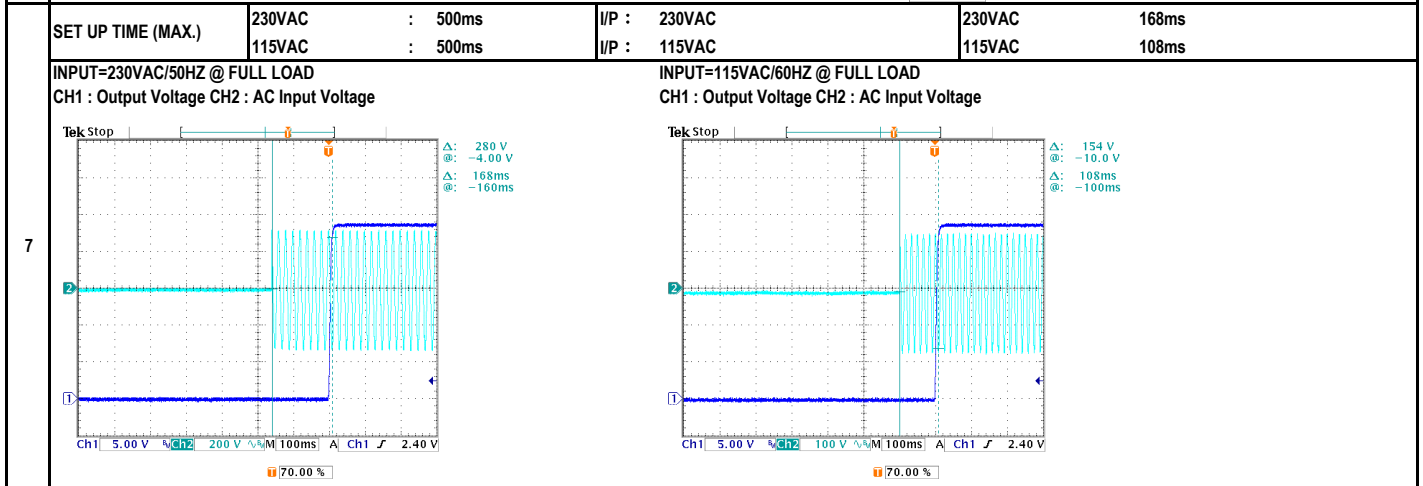
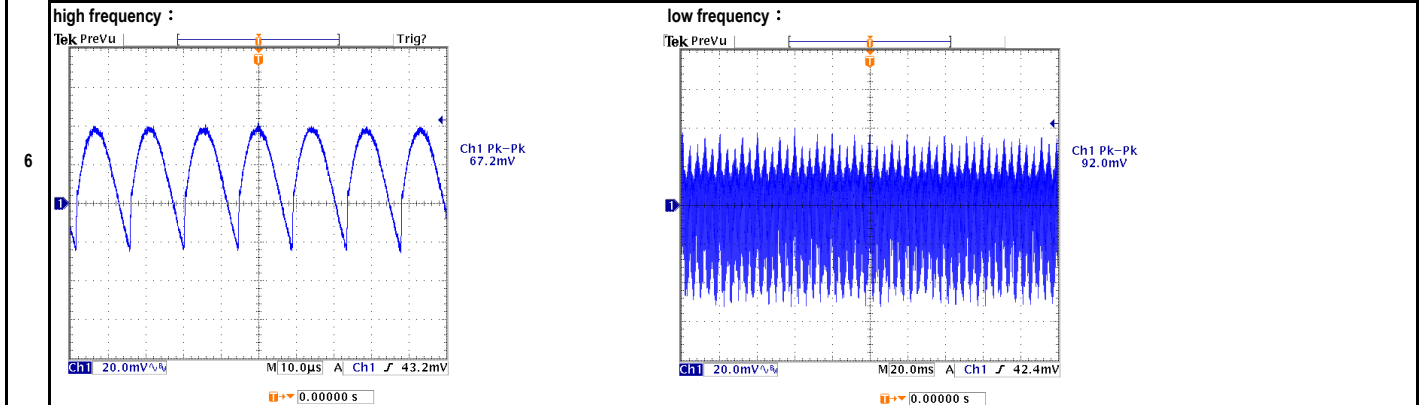
E.M.C. Test

### ■ RELIABILITY TEST

ENVIRONMENT TEST

DESIGN VERIFY TEST  
OUTPUT FUNCTION

NO	TEST ITEM	SPECIFICATION	TEST CONDITION	RESULT
1	OUTPUT VOLTAGE ADJUST RANGE	CH1: 22.80V ~ 25.20V	I/P : 230VAC O/P: MIN LOAD TA : 25°C	CH1: 21.81V ~ 26.35V
2	OUTPUT VOLTAGE TOLERANCE (Max)	V1 : 1.0% ~ -1.0%	I/P : 115VAC / 264VAC O/P: FULL / MINLOAD TA= 25°C	V1: 0.46% ~ 0.13%
3	LINE REGULATION (MAX.)	V1 : 0.5% ~ -0.5%	I/P : 115VAC / 264VAC O/P: FULL LOAD TA : 25°C	V1: 0.00% ~ -0.08%
4	LOAD REGULATION (MAX.)	V1 : 1.0% ~ -1.0%	I/P : 230VAC O/P: MIN LOAD ~ FULL LOAD TA : 25°C	V1: 0.12% ~ -0.12%
5	OVER/UNDERSHOOT TEST	< ±5%	I/P : 230VAC O/P: FULL LOAD TA : 25°C	TEST< 1.653 %
	RIPPLE & NOISE(Max)	V1 : 120 mVp-p	I/P : 230VAC O/P: FULL LOAD TA : 25°C	V1 : 92 mVp-p



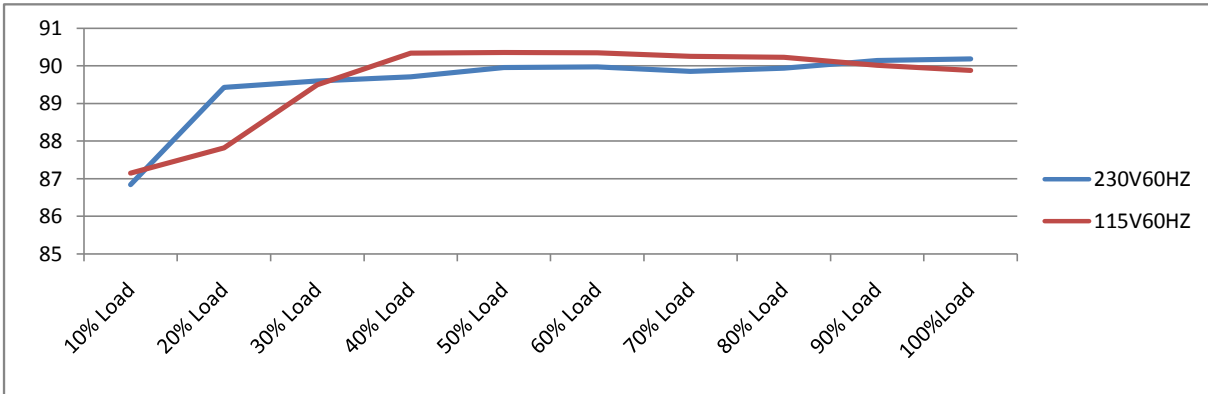


8	RISE TIME (MAX.)	230VAC : 30ms 115VAC : 30ms	I/P : 230VAC I/P : 115VAC O/P: FULL LOAD TA: 25°C	230VAC : 8.0ms 115VAC : 8.8ms
	INPUT=230VAC/50HZ @ FULL LOAD CH1 : Output Voltage	INPUT=115VAC/60HZ @ FULL LOAD CH1 : Output Voltage		
9	HOLD UP TIME (TYP.)	230VAC : 50ms 115VAC : 10ms	I/P : 230VAC I/P : 115VAC O/P: FULL LOAD TA: 25°C	230VAC : 64.0ms 115VAC : 12.8ms
	INPUT=230VAC/50HZ @ FULL LOAD CH1 : Output Voltage CH2 : AC Input Voltage	INPUT=115VAC/60HZ @ FULL LOAD CH1 : Output Voltage CH2 : AC Input Voltage		
10	DYNAMIC LOAD	V1 : 2400 mVp-p	I/P : 230VAC O/P: (1) Full/Min load 50% duty/120HZ (2) Full/Min load 50% duty/1KHZ TA: 25°C	V1: (1). 844.0mv (2). 660.0mv unit:mVp-p
	FULL/Min LOAD 50%DUTY / 120HZ	FULL/Min LOAD 50%DUTY / 1KHZ		

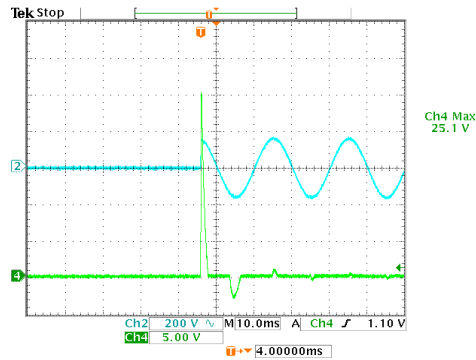
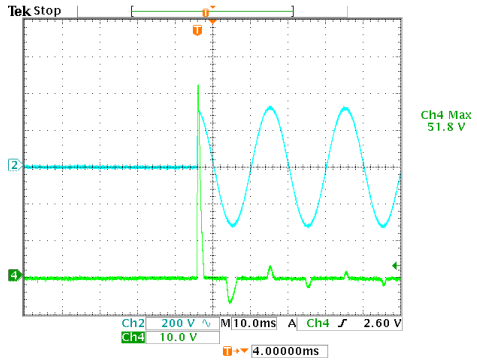


INPUT FUNCTION TEST

NO	TEST ITEM	SPECIFICATION	TEST CONDITION	RESULT
1	INPUT VOLTAGE RANGE	80VAC ~ 264VAC	I/P : TESTING O/P : FULL LOAD Ta : 25°C	74.0VAC ~ 264VAC
			I/P : LOW-LINE = 77VAC HIGH-LINE = 300VAC O/P : FULL/MIN LOAD ON:30 Sec ; OFF:30 Sec 10MIN ( POWER ON/OFF NO DAMAGE )	TEST : OK
2	INPUT FREQUENCY RANGE	47HZ ~ 63HZ NO DAMAGE	I/P : 115VAC ~ 264VAC O/P : FULL-MIN LOAD Ta : 25°C	TEST : OK
3	INPUT CURRENT (TYP.)	1.2 / 230VAC 2.1 / 115VAC	I/P : 230VAC I/P : 115VAC O/P : FULL LOAD TA : 25°C	I= 0.904 / 230VAC I= 1.806 / 115VAC
4	LEAKAGE CURRENT	< 150uA Earth leakage current	I/P : 264VAC O/P : MIN LOAD	L-FG 122 uA N-FG 121 uA
		< 80uA Touch leakage current	TA : 25°C	L-V- 57 uA N-V- 58 uA
5	NO LOAD POWER CONSUMPTION	< 0.30W	I/P : 230VAC O/P : MIN LOAD TA : 25°C	< 0.1918 W
	EFFICIENCY (TYP.)	90.0%	I/P : 230VAC O/P : FULL LOAD TA : 25°C	90.187 %



7	INRUSH CURRENT (TYP.)	60A / 230VAC 30A / 115VAC twidth= 0 us measured at 50% Ipeak COLD START	I/P : 230VAC I/P : 115VAC O/P : FULL LOAD TA : 25°C	I= 51.80A / 230VAC I= 25.10A / 115VAC
		INPUT=230VAC/50HZ @ FULL LOAD CH2 : Input current (1V=1A) CH4 : AC Input Voltage	INPUT=115VAC/50HZ @ FULL LOAD CH2 : Input current (1V=1A) CH4 : AC Input Voltage	



PROTECTION FUNCTION TEST

NO	TEST ITEM	SPECIFICATION	TEST CONDITION	RESULT
1	OVER LOAD PROTECTION	115% ~ 150%	I/P: 264VAC I/P: 230VAC I/P: 115VAC O/P: TESTING TA: 25°C	131.0% 264VAC 134.0% 230VAC 130.4% 115VAC Hiccup Mode
2	OVER VOLTAGE PROTECTION	26.40V ~ 31.20V	I/P: 264VAC I/P: 230VAC I/P: 80VAC O/P: MIN LOAD TA: 25°C	29.60V 264VAC 29.60V 230VAC 29.60V 80VAC Shut down Re- power ON
3	SHORT PROTECTION	SHORT EVERY OUTPUT 1 HOUR NO DAMAGE	I/P: 264VAC I/P: 80VAC O/P: FULL LOAD Ta: 25°C	NO DAMAGE Hiccup Mode

CONTROL FUNCTION TEST

NO	TEST ITEM	SPECIFICATION	TEST CONDITION	RESULT
1	AUXILIARY POWER	12V / 0.5A ripple & noise: * mv Tolerance: -15~10 %	I/P: 230VAC O/P: FULL LOAD TA: 25°C	11.96 V/ 0.5 A ripple & noise: * mv Tolerance: -0.3 %

COMPONENT STRESS TEST

NO	TEST ITEM	SPECIFICATION	TEST CONDITION	RESULT
1	PWM Power Transistor	Q1 Rated : 600V 16.0A	I/P : 267VAC VDS : O/P : (1)Full Load Turn on (2) Output Short (3)Full load continue Ta : 25°C	VIN: 267VAC VDS: (1). 598.00V (2). 570.00V (3). 598.00V
2	Input Capacitor	C5 Rated : 180uf 400V	I/P : 267VAC O/P : (1)Full Load Turn on /Off (2)Min load Turn on /Off (3)Full Load /Min load Change Ta : 25°C	(1). 388.00V (2). 390.00V (3). 390.00V
3	Control IC	U1 Rated : 26.0V (max) 9.0V (min)	I/P : 267VAC O/P : (1)Full Load (2)Output Short (3)O.L.P (4)O.V.P (5)Low Line No Load Vo(min) Ta : 25°C	U1 (1). 21.40V (2). 12.30V (3). 19.70V (4). 23.70V (5). 17.40V
4	O/P Diode (MOSFET)	Q101 Rated : 150V 20.0A	I/P : 267VAC O/P : (1)Full Load Turn on (2) Output Short (3)Full load continue Ta : 25°C	(1). 107.00V (2). 81.20V (3). 106.00V
5	Clamp Diode	D5 Rated : 600V 3.0A	I/P : 267VAC O/P : (1)Full load continue Ta : 25°C	(1). 488.00V



SAFETY & E.M.C. TEST

SAFETY TEST

NO	TEST ITEM	SPECIFICATION	TEST CONDITION	RESULT
1	WITHSTAND VOLTAGE	I/P-O/P : 4.000KVAC /min I/P-FG : 2.000KVAC /min O/P-FG : 1.500KVAC /min	I/P-O/P: 4.400KVAC /min I/P-FG: 2.400KVAC /min O/P-FG: 1.800KVAC /min Ta : 25°C	I/P-O/P: 1.90mA I/P-FG: 2.24mA O/P-FG: 1.08mA NO DAMAGE
2	ISOLATION RESISTANCE	I/P-O/P : 500VDC>100MΩ I/P-FG : 500VDC>100MΩ O/P-FG : 500VDC>100MΩ	I/P-O/P: 500VDC I/P-FG: 500VDC O/P-FG: 500VDC Ta : 25°C/70%RH	I/P-O/P: 9999MΩ I/P-FG: 9999MΩ O/P-FG: 9999MΩ NO DAMAGE

E.M.C. TEST

NO	TEST ITEM	SPECIFICATION	TEST CONDITION	RESULT
1	HARMONIC	EN61000-3-2 CLASS A	I/P : 230VAC /50HZ O/P : FULL LOAD Ta : 25°C	PASS
2	CONDUCTION	EN55011 CLASS B	I/P : 230VAC /50HZ O/P : FULL LOAD / 50% LOAD Ta : 25°C	PASS Test by certified Lab
3	RADIATION	EN55011 CLASS B	I/P : 230VAC /50HZ O/P : FULL LOAD Ta : 25°C	PASS Test by certified Lab
4	E.S.D	EN61000-4-2 MEDICAL AIR: 15KV / Contact: 8KV	I/P : 230VAC /50HZ O/P : FULL LOAD Ta : 25°C	CRITERIA A
5	E.F.T	EN61000-4-4 MEDICAL INPUT: 2KV	I/P : 230VAC /50HZ O/P : FULL LOAD Ta : 25°C	CRITERIA A
6	SURGE	IEC61000-4-5 MEDICAL L-N:2KV;L/N-PE: 4KV	I/P : 230VAC /50HZ O/P : FULL LOAD Ta : 25°C	CRITERIA A

RELIABILITY TEST

NO	TEST ITEM	SPECIFICATION	TEST CONDITION	RESULT	
1	TEMPERATURE RISE TEST	MODEL : RPS-120-24			
		1. ROOM AMBIENT BURN-IN : 1.0hrs			
		IP: 230VAC O/P: 100% LOAD TA= 23.5°C			
		2. HIGH AMBIENT BURN-IN : 1.0hrs			
		IP: 230VAC O/P: 100% LOAD TA= 45.0°C			
			NO. Position	ROOM AMBIENT 23.5°C	HIGH AMBIENT Ta: 45.0°C
			1 LF1	37.9°C	58.6°C
			2 LF2	38.2°C	58.7°C
			3 BD1	38.0°C	58.6°C
			4 Q1	37.5°C	59.4°C
			5 C5	34.4°C	55.1°C
			6 D5	35.2°C	56.8°C
			7 T1	48.6°C	69.0°C
			8 C105	62.0°C	83.0°C
	9 C106	49.0°C	70.3°C		
	10 L100	47.8°C	68.6°C		
	11 Q101	69.7°C	89.4°C		
	12 U1	41.9°C	63.0°C		
	13 RTH3	34.3°C	55.0°C		
2	OVER LOAD BURN-IN TEST	NO DAMAGE 1 HOUR ( MIN )	I/P : 230VAC O/P : 128% LOAD Ta : 25°C	TEST : OK	
3	LOW TEMPERATURE TURN ON TEST	NO DAMAGE 1 HOUR ( MIN )	I/P : 264VAC / 115VAC O/P : FULL LOAD Ta : -30.0°C	TEST : OK	



4	HIGH HUMIDITY HIGH TEMPERATURE HIGH VOLTAGE TEST	AFTER 12 HOURS IN CHAMBER ON CONTROL 50°C NO DAMAGE	I/P : 272VAC O/P : FULL LOAD Ta : 50°C HUMIDITY= 95.0% RH	TEST : OK
5	TEMPERATURE COEFFICIENT	±0.03% / (0°C~50°C)	I/P : 230VAC O/P : FULL LOAD	±0.0000% / (0°C~50°C)
6	STORAGE TEMPERATURE TEST	1. Thermal shock Temperature : -40°C ~ +85°C 2. Temperature change rate : 25°C / MIN 3. Dwell time low and high temperature : 30 MIN/EACH 4. Total test cycle : 5 CYCLE 5. Input/Output condition : STATIC		TEST : OK
7	THERMAL SHOCK TEST	1. Thermal shock Temperature : -35°C ~ +55°C 2. Temperature change rate : 25°C / MIN 3. Dwell time low and high temperature : 30 MIN/EACH 4. Total test cycle : 10 CYCLE 5. Input/Output condition : 230VAC Full Load AC ON/OFF test turn on 58sec ; turn off 2sec		TEST : OK
8	VIBRATION TEST	1 Carton & 1 Set (1) Waveform : Sine Wave (2) Frequency : 10~500Hz (4) Acceleration : 2G (5) Test Time : 60 min in each axis (X.Y.Z) (6) Ta : 25°C		TEST : OK
9	CAPACITOR LIFE CYCLE	:SUPPOSE C105 IS THE MOST CRITICAL COMPONENT (1) I/P : 230VAC O/P : FULL LOAD Ta= 25.0°C LIFE TIME (2) I/P : 230VAC O/P : FULL LOAD Ta= 50.0°C LIFE TIME (3) I/P : 230VAC O/P : 75% LOAD Ta= 50.0°C LIFE TIME (4) I/P : 230VAC O/P : 50% LOAD Ta= 50.0°C LIFE TIME		(1). 108630 HRS (2). 19890 HRS (3). 90625.5 HRS (4). 214493.4 HRS
10	MTBF	MIL-HDBK-217F TOTAL FAILURE RATE : 653.5 KHRS		
11	DMTBF /Accelerated Life test	Demonstration Mean Time Between Failure (Expected Life): Above 30000HRS @ TA 50°C		

TEST RESULT	TESTER	REVIEW	APPROVAL
PASS	FRANK	GESG	WANGDZ

12.10.30 A50-F031