



Test Report: OWA-120U-12

120W Single Output Moistureproof Adaptor

■ DESIGN VERIFY TEST

Output Function Test

Input Function Test

Protection Function Test

Component Stress Test

■ SAFETY & E.M.C. TEST

Safety Test

E.M.C. Test

■ RELIABILITY TEST

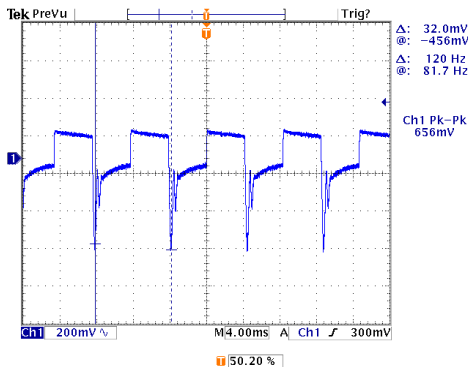
Environment Test

■ DESIGN VERIFY TEST

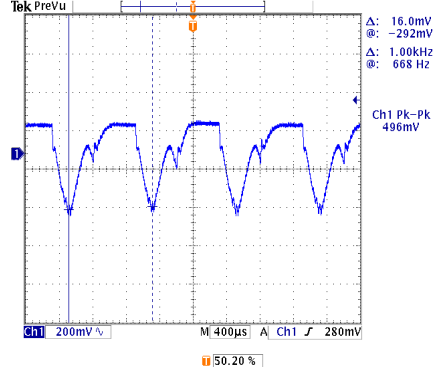
OUTPUT FUNCTION TEST

NO	TEST ITEM	SPECIFICATION	TEST CONDITION	RESULT
1	CONSTANT CURRENT REGION	7.2~12V	I/P: 230VAC O/P: LED MODE Ta: 25°C	5V~12V
2	OUTPUT VOLTAGE TOLERANCE	-4.0%~4.0%	I/P: 90 VAC / 264 VAC O/P: FULL/ NO LOAD Ta: 25°C	-0.83%~ 1.08 %
3	LINE REGULATION	-0.5%~0.5%	I/P: 100VAC~ 264VAC O/P: FULL LOAD Ta: 25°C	0%~0 %
4	LOAD REGULATION	-2.0%~ 2.0%	I/P: 230VAC O/P: FULL ~NO LOAD Ta: 25°C	-0.83%~0.92%
5	DYNAMIC LOAD	1200mVp-p	I/P: 230VAC O/P : (1)FULL /50% LOAD 50%DUTY / 120HZ (2)FULL /50% LOAD 50%DUTY / 1KHZ Ta: 25°C	(1) 656mVp-p (2) 496mVp-p

FULL /50% LOAD 50%DUTY / 120HZ

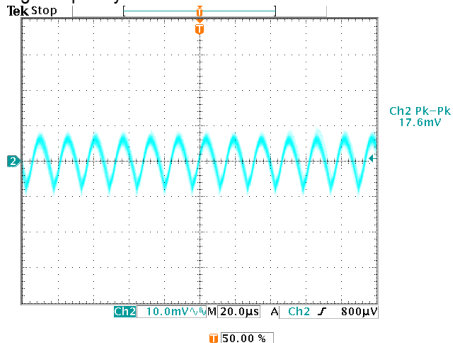


FULL /50% LOAD 50%DUTY / 1KHZ

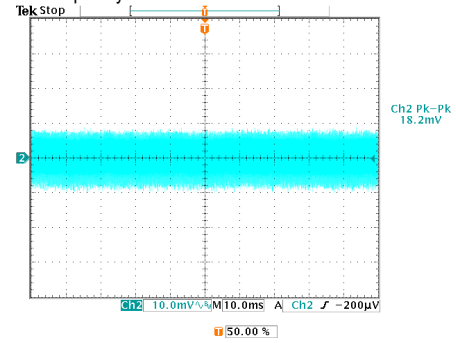


6	OVER/UNDERSHOOT TEST	$\pm 5\%$	I/P: 230VAC O/P: FULL LOAD Ta: 25°C	<5 %
7	RIPPLE & NOISE (Max)	150mVp-p	I/P: 230VAC O/P: FULL LOAD Ta: 25°C	18.2mVp-p

high frequency:



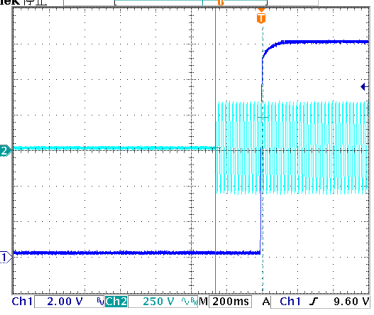
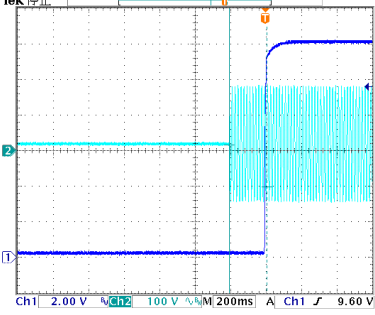
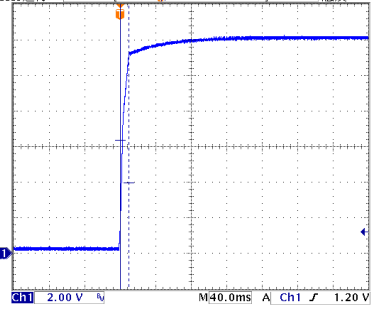
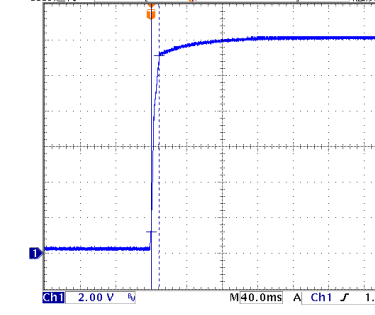
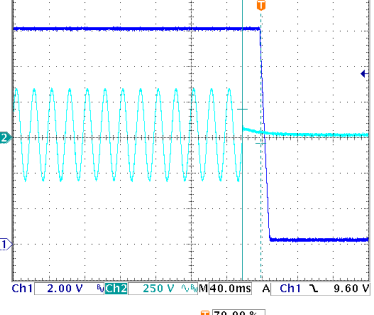
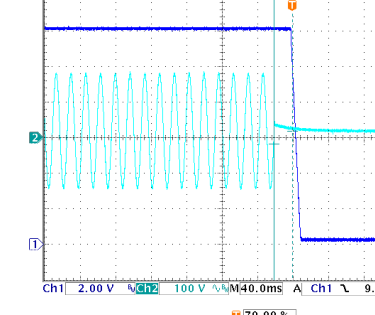
low frequency:





120W Single Output Moistureproof Adaptor

OWA-120U series

8	SET UP TIME(Max)	230VAC/ 500ms 115VAC/ 500ms	I/P: 230 VAC I/P: 115 VAC O/P: 95% LOAD Ta: 25°C	230VAC/ 268ms 115VAC/ 212ms
<p>INPUT=230VAC/50HZ @ 95% LOAD</p> <p>CH1: Output Voltage CH2: AC Input Voltage</p> 		<p>INPUT=115VAC/50HZ @ 95% LOAD</p> <p>CH1: Output Voltage CH2: AC Input Voltage</p> 		
9	RISE TIME (Max)	230VAC/ 80ms 115VAC/ 80ms	I/P: 230 VAC I/P: 115 VAC O/P: 95% LOAD Ta: 25°C	230VAC/9.6ms 115VAC/8.8ms
<p>INPUT=230VAC/50HZ @ 95% LOAD</p> <p>CH1: Output Voltage</p> 		<p>INPUT=115VAC/50HZ @ 95% LOAD</p> <p>CH1: Output Voltage</p> 		
10	HOLD UP TIME(Typ)	230VAC/ 16ms 115VAC/ 16ms	I/P: 230 VAC I/P: 115 VAC O/P: FULL LOAD Ta: 25°C	230VAC/20.8ms 115VAC/20.8ms
<p>INPUT=230VAC/50HZ @ FULL LOAD</p> <p>CH1: Output Voltage CH2: AC Input Voltage</p> 		<p>INPUT=115VAC/50HZ @ FULL LOAD</p> <p>CH1: Output Voltage CH2: AC Input Voltage</p> 		

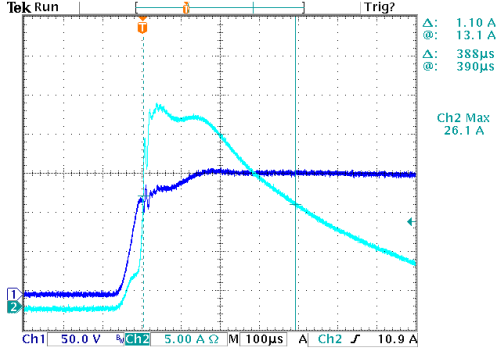


INPUT FUNCTION TEST

NO	TEST ITEM	SPECIFICATION	TEST CONDITION	RESULT
1	INPUT VOLTAGE RANGE	90VAC~264VAC	I/P: TESTING O/P: FULL LOAD Ta: 25°C	87V~264V
			I/P: (1)LOW-LINE-3V=87 V HIGH-LINE+15%=300 V O/P: FULL/MIN LOAD ON: 30 Sec OFF: 30 Sec 10MIN (2)230VAC ON: 0.5 Sec OFF: 0.5 Sec 20MIN (3)230VAC ON: 3Sec OFF: 3Sec 12HOURS (POWER ON/OFF NO DAMAGE)	TEST: OK
2	INPUT FREQUENCY RANGE	47HZ ~63 HZ NO DAMAGE	I/P: 90 VAC ~264 VAC O/P: FULL~NO LOAD Ta: 25°C	TEST: OK
3	AC CURRENT	1.3A/115VAC 0.65A/230VAC	I/P: 115VAC I/P: 230VAC O/P: FULL LOAD Ta: 25°C	I=1.12A/ 115VAC I=0.57A/ 230VAC
4	LEAKAGE CURRENT	< 0.125mA / 120VAC < 0.25mA / 240VAC	I/P: 120VAC I/P: 240VAC O/P: NO LOAD Ta: 25°C	L-FG: 0.001 mA/120VAC N-FG: 0.001 mA/120VAC L-FG: 0.003 mA/240VAC N-FG: 0.003 mA/240VAC
5	NO LOAD POWER CONSUMPTION	< 0.15W	I/P: 230VAC O/P: NO LOAD Ta: 25°C	0.093W
6	TOTAL HARMONIC DISTORTION	Total harmonic distortion will be lower than 20% when output loading is 60% or higher at 115V/230VAC	I/P: 115VAC I/P: 230VAC O/P: 60% LOAD	THD: 6.21 %/115VAC THD: 15.71 %/230VAC
7	INRUSH CURRENT(Typ)	30A/115VAC 60A/230VAC Twidth =520 us measured at 50% Ipeak COLD START	I/P: 115VAC I/P: 230VAC O/P: FULL LOAD Ta: 25°C	I=26.1A/ 115VAC Twidth =388us I=48.0A/ 230VAC Twidth =476us

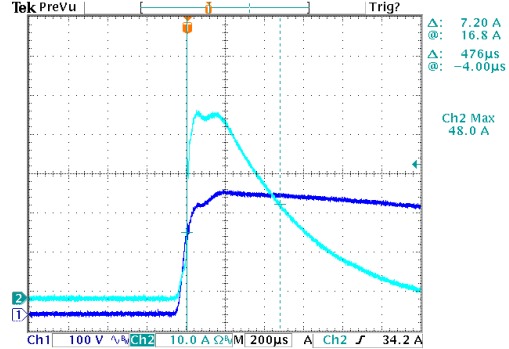
INPUT=115VAC/50HZ @ FULL LOAD

CH2: Input current CH1: AC Input Voltage



INPUT=230VAC/50HZ @ FULL LOAD

CH2: Input current CH1: AC Input Voltage



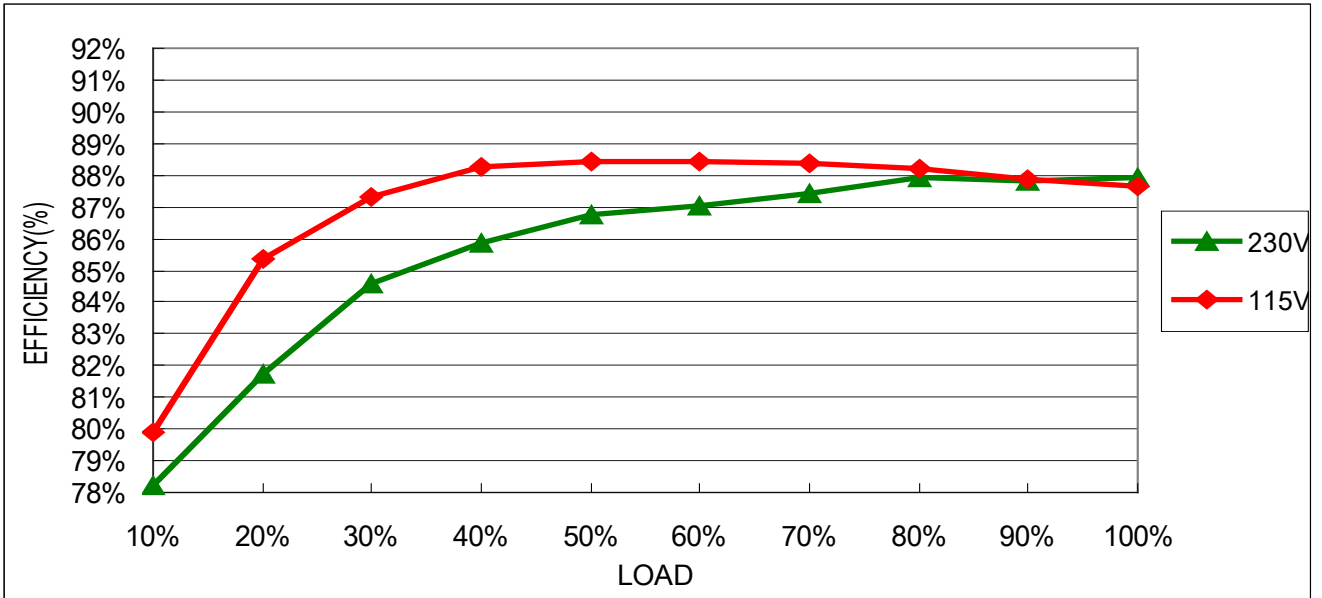


120W Single Output Moistureproof Adaptor

OWA-120U series

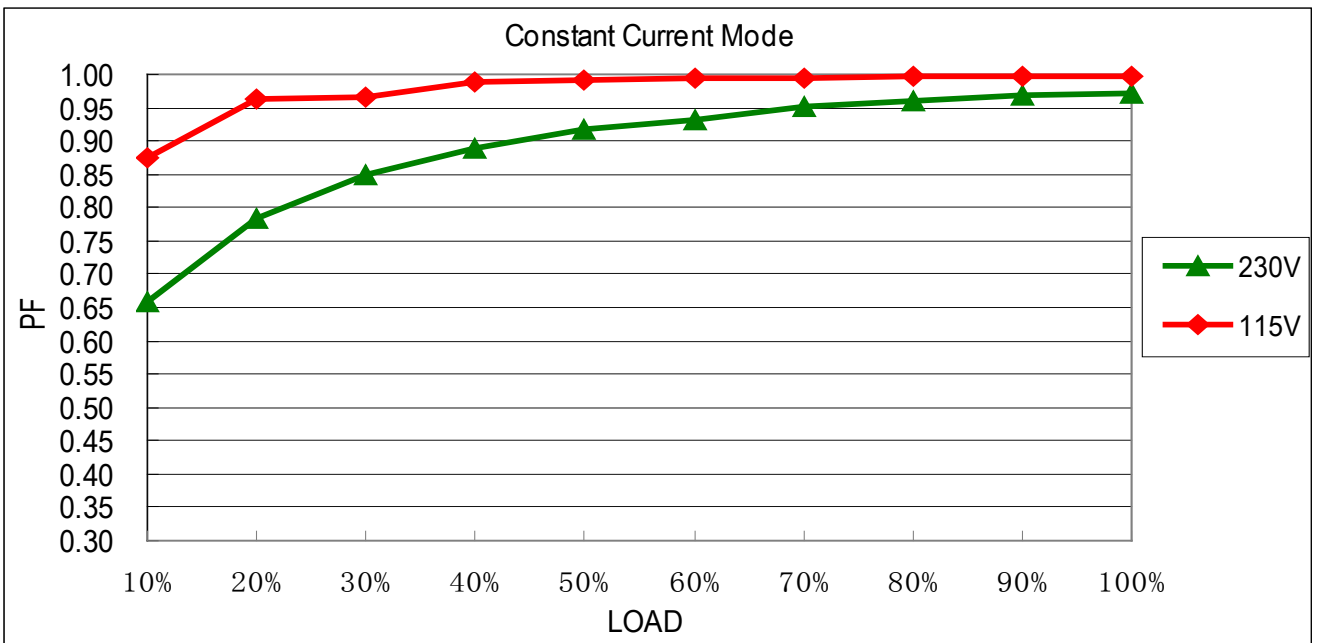
8	EFFICIENCY(Typ)	87%/115VAC	I/P: 115VAC	87.66%/115VAC
		87.5%/230VAC	I/P: 230VAC O/P: FULL LOAD Ta: 25°C	87.93%/230VAC

EFFICIENCY vs LOAD



9	POWER FACTOR	0.97/ 115VAC	I/P: 115VAC	PF=0.997/ 115VAC
		0.96/ 230VAC	I/P: 230VAC O/P: FULL LOAD Ta: 25°C	PF=0.971/ 230VAC

P. F vs LOAD



**PROTECTION FUNCTION TEST**

NO	TEST ITEM	SPECIFICATION	TEST CONDITION	RESULT
1	OVER LOAD PROTECTION	95 %~ 108 %	I/P: 230VAC O/P: TESTING Ta: 25°C	102.35%/ 230VAC Constant current limiting, recovers automatically after fault condition is removed
2	OVER VOLTAGE PROTECTION	15V~17V	I/P: 230VAC O/P: NO LOAD Ta: 25°C	16.22V/ 230VAC Shut down o/p voltage, re-power on to recover
3	OVER TEMPERATURE PROTECTION	NO DAMAGE	I/P: 230VAC O/P: FULL LOAD	O.T.P. Active Shut down o/p voltage, re-power on to recover
4	SHORT PROTECTION	SHORT EVERY OUTPUT 1 HOUR NO DAMAGE	I/P: 264VAC O/P: FULL LOAD Ta: 25°C	NO DAMAGE Hiccup mode, recovers automatically after fault condition is removed

COMPONENT STRESS TEST

NO	TEST ITEM	SPECIFICATION	TEST CONDITION	RESULT
1	PWM Transistor (D to S) or (C to E) Peak Voltage	Q 2 Rated 730V/10A	I/P: High-Line +3V =267V O/P: (1) Full Load Turn on (2) Output Short (3) Full load continue Ta: 25°C	(1) 693V (2) 668V (3) 685V
2	Diode Peak Voltage	Q101 Rated 75V/80A	I/P: High-Line +3V =267V O/P: (1) Full Load Turn on (2) Output Short (3) Full load continue Ta: 25°C	(1) 65.8V (2) 53.6V (3) 64.5V
3	Input Capacitor Voltage	C5 Rated 100u/ 450V	I/P: High-Line +3V =267V O/P: (1) Full Load input on/off (2) Min load input on /Off (3) Full Load /Min load Change Ta: 25°C	(1) 445V (2) 440V (3) 446V
4	Control IC Voltage Test	U1 Rated 28V	I/P: High-Line +3V =267V O/P: (1) Full Load input on/off (2) Min load input on /Off (3) Full Load /Min load Change Ta: 25°C	(1) 17.1V (2) 17.3V (3) 17.1V
5	PFC Transistor (D to S) or (C to E) Peak Voltage	Q 1 Rated 600V/15A	I/P: High-Line +3V =267V O/P: (1) Full Load Turn on (2) Output Short (3) Full load continue Ta: 25°C	(1) 495V (2) 463V (3) 476V

**SAFETY TEST**

NO	TEST ITEM	SPECIFICATION	TEST CONDITION	RESULT
1	WITHSTAND VOLTAGE	I/P-O/P: 3.75KVAC/min	I/P-O/P: 4.2KVAC/min Ta: 25°C	I/P-O/P: 1.732mA NO DAMAGE
2	ISOLATION RESISTANCE	I/P-O/P: 500VDC>100MΩ	I/P-O/P: 500VDC Ta: 25°C	I/P-O/P: >9999MΩ

E.M.C TEST

NO	TEST ITEM	SPECIFICATION	TEST CONDITION	RESULT
1	CONDUCTION	FCC Part15 CLASS B	I/P: 230 VAC (50HZ) O/P: FULL LOAD Ta: 25°C	PASS Test by certified Lab
2	RADIATION	FCC Part15 CLASS B	I/P: 230 VAC (50HZ) O/P: FULL LOAD Ta: 25°C	PASS Test by certified Lab
3	Test by certified Lab & Test Report Prepare			

RELIABILITY TEST**ENVIRONMENT TEST**

NO	TEST ITEM	SPECIFICATION	TEST CONDITION	RESULT																																																																																
1	TEMPERATURE RISE TEST	MODEL: OWA-120U-12 1. ROOM AMBIENT BURN-IN: 2 HRS I/P: 230VAC O/P: FULL LOAD Ta=27.5°C 2. HIGH AMBIENT BURN-IN: 2 HRS I/P: 230VAC O/P: FULL LOAD Ta=42.4°C																																																																																		
				<table border="1"> <thead> <tr> <th>NO</th> <th>Position</th> <th>ROOM AMBIENT Ta= 27.5 °C</th> <th>HIGH AMBIENT Ta=42.4 °C</th> </tr> </thead> <tbody> <tr><td>1</td><td>RTH1</td><td>58.6°C</td><td>71.2°C</td></tr> <tr><td>2</td><td>RTH2</td><td>75.5°C</td><td>94.0°C</td></tr> <tr><td>3</td><td>C11</td><td>77.1°C</td><td>98.7°C</td></tr> <tr><td>4</td><td>D6</td><td>80.1°C</td><td>101.9°C</td></tr> <tr><td>5</td><td>D10</td><td>91.4°C</td><td>116.4°C</td></tr> <tr><td>6</td><td>R7</td><td>91.3°C</td><td>116.4°C</td></tr> <tr><td>7</td><td>Q1</td><td>79.5°C</td><td>102.7°C</td></tr> <tr><td>8</td><td>Q2</td><td>87.7°C</td><td>111.6°C</td></tr> <tr><td>9</td><td>C5</td><td>72.9°C</td><td>91.4°C</td></tr> <tr><td>10</td><td>C45</td><td>69.8°C</td><td>88.1°C</td></tr> <tr><td>11</td><td>U1</td><td>69.1°C</td><td>86.8°C</td></tr> <tr><td>12</td><td>T1</td><td>76.8°C</td><td>97.7°C</td></tr> <tr><td>13</td><td>Q101</td><td>68.5°C</td><td>88.1°C</td></tr> <tr><td>14</td><td>Q102</td><td>65.4°C</td><td>84.1°C</td></tr> <tr><td>15</td><td>C105</td><td>68.9°C</td><td>88.2°C</td></tr> <tr><td>16</td><td>C106</td><td>67.3°C</td><td>86.6°C</td></tr> <tr><td>17</td><td>C110</td><td>63.6°C</td><td>81.6°C</td></tr> <tr><td>18</td><td>RTH3</td><td>66.9°C</td><td>83.9°C</td></tr> <tr><td>19</td><td>TC</td><td>62.0°C</td><td>78.6°C</td></tr> </tbody> </table>	NO	Position	ROOM AMBIENT Ta= 27.5 °C	HIGH AMBIENT Ta=42.4 °C	1	RTH1	58.6°C	71.2°C	2	RTH2	75.5°C	94.0°C	3	C11	77.1°C	98.7°C	4	D6	80.1°C	101.9°C	5	D10	91.4°C	116.4°C	6	R7	91.3°C	116.4°C	7	Q1	79.5°C	102.7°C	8	Q2	87.7°C	111.6°C	9	C5	72.9°C	91.4°C	10	C45	69.8°C	88.1°C	11	U1	69.1°C	86.8°C	12	T1	76.8°C	97.7°C	13	Q101	68.5°C	88.1°C	14	Q102	65.4°C	84.1°C	15	C105	68.9°C	88.2°C	16	C106	67.3°C	86.6°C	17	C110	63.6°C	81.6°C	18	RTH3	66.9°C	83.9°C	19	TC	62.0°C	78.6°C
NO	Position	ROOM AMBIENT Ta= 27.5 °C	HIGH AMBIENT Ta=42.4 °C																																																																																	
1	RTH1	58.6°C	71.2°C																																																																																	
2	RTH2	75.5°C	94.0°C																																																																																	
3	C11	77.1°C	98.7°C																																																																																	
4	D6	80.1°C	101.9°C																																																																																	
5	D10	91.4°C	116.4°C																																																																																	
6	R7	91.3°C	116.4°C																																																																																	
7	Q1	79.5°C	102.7°C																																																																																	
8	Q2	87.7°C	111.6°C																																																																																	
9	C5	72.9°C	91.4°C																																																																																	
10	C45	69.8°C	88.1°C																																																																																	
11	U1	69.1°C	86.8°C																																																																																	
12	T1	76.8°C	97.7°C																																																																																	
13	Q101	68.5°C	88.1°C																																																																																	
14	Q102	65.4°C	84.1°C																																																																																	
15	C105	68.9°C	88.2°C																																																																																	
16	C106	67.3°C	86.6°C																																																																																	
17	C110	63.6°C	81.6°C																																																																																	
18	RTH3	66.9°C	83.9°C																																																																																	
19	TC	62.0°C	78.6°C																																																																																	



120W Single Output Moistureproof Adaptor

OWA-120U series

2	LOW TEMPERATURE TURN ON TEST	TURN ON AFTER 2 HOUR	I/P: 264VAC/100VAC O/P: FULL LOAD Ta= -45°C / -30°C	TEST: OK
3	HIGH HUMIDITY HIGH TEMPERATURE HIGH VOLTAGE TURN ON TEST	AFTER 12 HOURS IN CHAMBER ON CONTROL 40°C NO DAMAGE	I/P: 272VAC O/P: FULL LOAD Ta= 40°C HUMIDITY= 95% R.H	TEST: OK
4	TEMPERATURE COEFFICIENT	±0.03%/°C (0~50°C)	I/P: 230 VAC O/P: FULL LOAD	±0.019%/°C (0~50°C)
5	STORAGE TEMPERATURE TEST	1. Thermal shock Temperature: -45°C ~ +90°C 2. Temperature change rate : 25°C / MIN 3. Dwell time low and high temperature : 30 MIN/EACH 4. Total test cycle: 5 CYCLE 5. Input/Output condition: STATIC		TEST: OK
6	THERMAL SHOCK TEST	1. Thermal shock Temperature: -45°C ~ +45°C 2. Temperature change rate : 25°C / MIN 3. Dwell time low and high temperature : 30 MIN/EACH 4. Total test cycle: 10 CYCLE 5. Input/Output condition: 230VAC/Full Load AC ON/OFF TEST turn on 58 sec, turn off 2 sec;		TEST: OK
7	VIBRATION TEST	1 Carton & 1 Set (1) Waveform: Sine Wave (2) Frequency: 10~500Hz (3) Sweep Time: 12min/sweep cycle (4) Acceleration: 5G (5) Test Time: 72min in each axis (X.Y.Z) (6) Ta: 25°C		TEST: OK
8	CAPACITOR LIFE CYCLE	OWA-120U-12: SUPPOSE C105 IS THE MOST CRITICAL COMPONENT (1) I/P: 230VAC O/P: FULL LOAD Ta= 25 °C LIFE TIME (2) I/P: 230VAC O/P: FULL LOAD Ta= 40 °C LIFE TIME (3) I/P: 230VAC O/P: 75% LOAD Ta= 40 °C LIFE TIME (4) I/P: 230VAC O/P: 50% LOAD Ta= 40 °C LIFE TIME	(1) 160736 HRS (2) 41845 HRS (3) 71402 HRS (4) 165275 HRS	
9	MTBF	Conducted by Parts Stress Analysis Prediction 2902.2K hrs min. Telcordia SR-332 (Bellcore); 294.4K hrs min. MIL-HDBK-217F (25°C)		
10	DMTBF/Accelerated Life Test	Demonstration Mean Time Between Failure (Expected Life): 50000 hours @ TC 70°C		

TEST RESULT	TESTER	REVIEW	APPROVAL
PASS	ZHANGZJ/ZHUOKB	SKY	LIUWY