



Test Report: NTU-2200-224

2200W High Reliable True Sine Wave with UPS DC-AC Power Inverter

- **DESIGN VERIFY TEST**
 - Output Function Test
 - Input Function Test
 - Protection Function Test
 - Control Function Test
 - APPLICATION Test
 - Component Stress Test
- **SAFETY & E.M.C. TEST**
 - Safety Test
 - E.M.C. Test
- **RELIABILITY TEST**
 - ENVIRONMENT TEST

DESIGN VERIFY TEST

OUTPUT FUNCTION TEST

NO	TEST ITEM	SPECIFICATION	TEST CONDITION	RESULT
1	RATED POWER	2200W	IP: 24VDC Ta:25°C	<u>2250</u> W
2	MAXIMUM OUTPUT POWER (TYP)	(1)2530W/180sec. (2)3300w/10sec (3)SURGE POWER 4400W FOR 30CYCLE Vin (30 ± 5 CYCLE)	IP: 25VDC OP:TESTING LOAD Ta:25°C	(1) <u>230.5 V</u> / <u>11.09 A</u> / <u>180.1 Sec</u> (2) <u>230.4 V</u> / <u>14.48 A</u> / <u>10.1 Sec</u> (3) <u>228.5 V</u> / <u>19.20 A</u> / <u>27 Cycle</u>

CH3:O/P VAC CH4:O/P IAC

Fig1

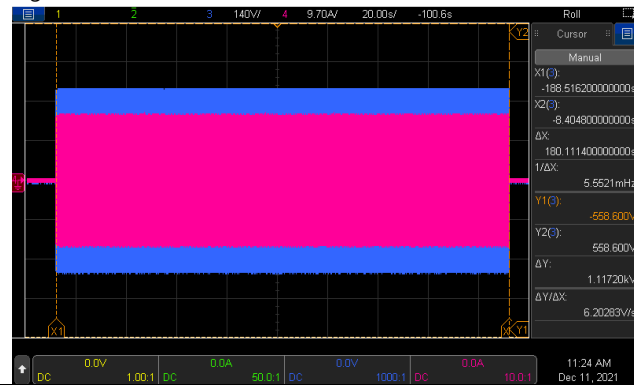


Fig2

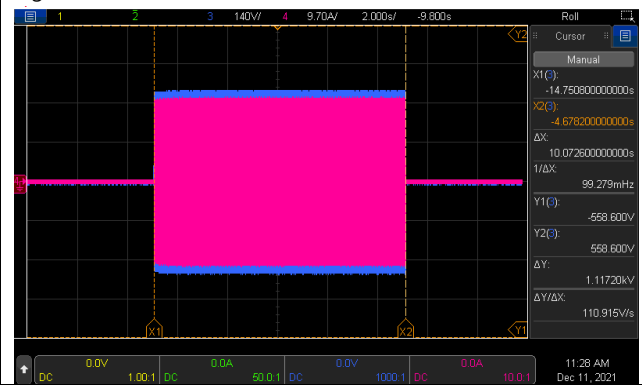
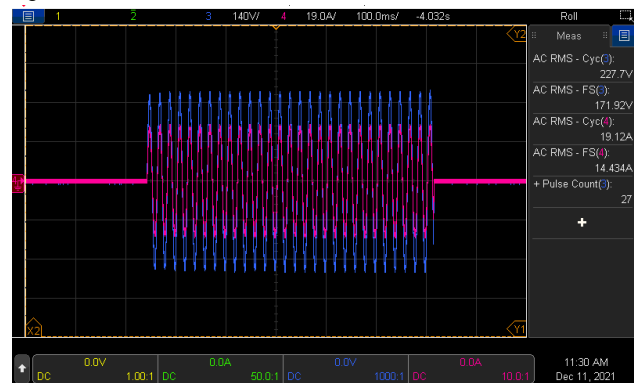


Fig3



3	AC Voltage	200 / 220 / 230 / 240Vac selectable by DIP S.W	IP: 24VDC OP: FULL LOAD Ta:25°C	DIP S.W 200VAC: <u>198.3</u> V DIP S.W 220VAC: <u>218.1</u> V DIP S.W 230VAC: <u>228.1</u> V DIP S.W 240VAC: <u>238.0</u> V
4	FREQUENCY	50/60Hz (±0.1HZ) selectable by DIP S.W	IP: 24VDC OP: FULL LOAD Ta:25°C	DIP S.W 50HZ: <u>50.04</u> HZ DIP S.W 60HZ: <u>59.96</u> HZ
5	WAVEFORM	True sine wave (THD<3%)	IP: 25VDC OP: 1650W (1) Vo(min) (2) Vo(nor) (3) Vo(max) Ta:25°C	(1) <u>1.72</u> % / Vo(min) /1650W (2) <u>1.69</u> % / Vo(nor) /1650W (3) <u>1.79</u> % / Vo(max) /1650W

6	AC REGULATION	±3%	IP: 25VDC OP: 1650W Ta:25°C	-0.83 %
7	Overshoot /Undershoot	<±10%	IP: 24VDC OP: (1) full load turn on (2) no load turn on (3) full /no load change Ta:25°C	(1) -3.96 % (2) 0.3 % (3) -3.16 %
8	O/P voltage DC offset	Vin(nor)= 24 V · Vo<200mV · no load : 93.0 mV / full load: 104.9 mV		

9	LED STATUS	<ul style="list-style-type: none"> Status test <table border="1"> <thead> <tr> <th>LED</th> <th>Status</th> <th>RESULT</th> </tr> </thead> <tbody> <tr> <td>Green ●</td> <td>Inverter OK</td> <td>OK</td> </tr> <tr> <td>Orange ●</td> <td>Remote off</td> <td>OK</td> </tr> <tr> <td>Orange ☀</td> <td>No AC Output at Saving mode</td> <td>OK</td> </tr> <tr> <td>Red ●</td> <td>Inverter Fail</td> <td>OK</td> </tr> </tbody> </table> DC Input test <table border="1"> <thead> <tr> <th>LED</th> <th>Battery RANGE</th> <th>RESULT</th> </tr> </thead> <tbody> <tr> <td>Green ●</td> <td>25.0~31.0 Vdc±0.5v</td> <td>24.96Vdc~30.91Vdc</td> </tr> <tr> <td>Orange ●</td> <td>22.0~25.0Vdc ±0.5v</td> <td>21.97Vdc~24.73Vdc</td> </tr> <tr> <td>Red ●</td> <td><22.0Vdc ±0.5v > 31.0vdc±0.5v</td> <td>< 21.84Vdc > 30.93Vdc</td> </tr> </tbody> </table> Load test <table border="1"> <thead> <tr> <th>LED</th> <th>LOAD RANGE</th> <th>RESULT</th> </tr> </thead> <tbody> <tr> <td>Green ●</td> <td>Min. load ~ 40%±5% LOAD</td> <td>Min. load ~ 38.8%</td> </tr> <tr> <td>Orange ●</td> <td>40%±5% ~ 80%±5% LOAD</td> <td>41.6% ~ 79.1%</td> </tr> <tr> <td>Red ●</td> <td>≥ 80%±5% LOAD</td> <td>≥ 81.3%</td> </tr> </tbody> </table> AC Input <table border="1"> <thead> <tr> <th>LED</th> <th>LOAD RANGE</th> <th>RESULT</th> </tr> </thead> <tbody> <tr> <td>Green ●</td> <td>Utility OK</td> <td>OK</td> </tr> <tr> <td>Green ☀</td> <td>Utility error</td> <td>OK</td> </tr> <tr> <td>Colorless ○</td> <td>Utility disconnected</td> <td>OK</td> </tr> </tbody> </table> 	LED	Status	RESULT	Green ●	Inverter OK	OK	Orange ●	Remote off	OK	Orange ☀	No AC Output at Saving mode	OK	Red ●	Inverter Fail	OK	LED	Battery RANGE	RESULT	Green ●	25.0~31.0 Vdc±0.5v	24.96Vdc~30.91Vdc	Orange ●	22.0~25.0Vdc ±0.5v	21.97Vdc~24.73Vdc	Red ●	<22.0Vdc ±0.5v > 31.0vdc±0.5v	< 21.84Vdc > 30.93Vdc	LED	LOAD RANGE	RESULT	Green ●	Min. load ~ 40%±5% LOAD	Min. load ~ 38.8%	Orange ●	40%±5% ~ 80%±5% LOAD	41.6% ~ 79.1%	Red ●	≥ 80%±5% LOAD	≥ 81.3%	LED	LOAD RANGE	RESULT	Green ●	Utility OK	OK	Green ☀	Utility error	OK	Colorless ○	Utility disconnected	OK
		LED	Status	RESULT																																																	
		Green ●	Inverter OK	OK																																																	
		Orange ●	Remote off	OK																																																	
		Orange ☀	No AC Output at Saving mode	OK																																																	
		Red ●	Inverter Fail	OK																																																	
		LED	Battery RANGE	RESULT																																																	
		Green ●	25.0~31.0 Vdc±0.5v	24.96Vdc~30.91Vdc																																																	
		Orange ●	22.0~25.0Vdc ±0.5v	21.97Vdc~24.73Vdc																																																	
		Red ●	<22.0Vdc ±0.5v > 31.0vdc±0.5v	< 21.84Vdc > 30.93Vdc																																																	
		LED	LOAD RANGE	RESULT																																																	
		Green ●	Min. load ~ 40%±5% LOAD	Min. load ~ 38.8%																																																	
		Orange ●	40%±5% ~ 80%±5% LOAD	41.6% ~ 79.1%																																																	
		Red ●	≥ 80%±5% LOAD	≥ 81.3%																																																	
		LED	LOAD RANGE	RESULT																																																	
Green ●	Utility OK	OK																																																			
Green ☀	Utility error	OK																																																			
Colorless ○	Utility disconnected	OK																																																			

INPUT FUNCTION TEST

NO	TEST ITEM	SPECIFICATION	TEST CONDITION	RESULT
1	VOLTAGE RANGE (TYP)	20VDC~33VDC	IP: TESTING OP:NO LOAD/FULL LOAD Ta:25°C	19.95 VDC~ 32.95 VDC/NO LOAD 20.00 VDC~ 33.01 VDC/FULL LOAD

			I/P: LOW-LINE=21V HIGH-LINE=32.5V O/P:FULL/MIN LOAD (PLEASE CHECK DERATING CURVE) ON:30Sec OFF:30Sec 10MIN (POWER ON/OFF NO DAMAGE) I/P: 24VDC O/P:FULL LOAD ON:30ec OFF:30ec 12Hr (POWER ON/OFF NO DAMAGE)	10MIN Test: <u>OK</u> 12Hr Test: <u>OK</u>
2	DC CURRENT (TYP)	120A	IP: 24VDC OP:FULL LOAD Ta:25°C	<u>99.5</u> A
3	NO LOAD DISSIPATION	$\leq 15W$ @ saving mode $\leq 55W$ @NON-Saving Mode	IP: 24VDC OP:NO LOAD Ta:25°C	<u>6.21</u> W @ saving mode <u>53.89</u> W @NON- Saving Mode
4	SAVING MODE TO NORMAL	$P_o \geq 25W$	IP: 24VDC OP: TESTING LOAD Ta:25°C	\geq <u>19</u> W
5	NORMAL TO SAVING MODE	$P_o \leq 10W$	IP: 24VDC OP: TESTING LOAD Ta:25°C	\leq <u>11</u> W
6	OFF MODE CURRENT DRAW (Typ.)	$\leq 2mA$	IP: 24VDC OP: Sw off Ta:25°C	<u>0.99</u> mA
7	EFFICIENCY(TYP)	1650W /92%	IP:25VDC OP: $P_o=1650W/230V/50HZ$ Ta:25°C	<u>92.9</u> %

AC UPS MODE(Only for NTU)

NO	TEST ITEM	SPECIFICATION	TEST CONDITION	RESULT	
1	AC Taper Voltage Range	AC input high / low line limit:No Load			
		AC Voltage	limit	Voltage Range	RESULT
		230V	High limit (To INV mode)	Vac >267V±8V	<u>264.7</u> V
			Recovery to high (To AC mode)	Vac <260V±8V	<u>257.6</u> V
			Low limit (To INV mode)	Vac <193V±8V	<u>191.3</u> V
Recovery to low (To AC mode)	Vac >200V±8V		<u>199.1</u> V		
2	FREQUENCY RANGE	45 ~ 65Hz	IP:24VDC OP: FULL LOAD Ta:25°C	TEST: <u>OK</u>	

3	TRANSFER TIME (TYP)	t<10ms±3ms inverter→by pass	IP: 24VDC OP: (1) no load (2) full load Ta:25°C	(1) no load a. INTER→BY PASS <u>3.38</u> ms b. BY PASS-INVERTER <u>7.1</u> ms (2) full load c. INTER→BY PASS <u>1.76</u> ms d. BY PASS-INVERTER <u>7.8</u> ms
---	---------------------	--------------------------------	-------------------------------------------------------------	------------------------------------------------------------------------------------------------------------------------------------------------------------------------------

PROTECTION TEST

NO	TEST ITEM	SPECIFICATION	TEST CONDITION	RESULT
1	BAT LOW ALARM	22V±0.5VDC	IP: TESTING OP: FULL LOAD SW: ON Ta: 25°C	<u>21.89</u> V
2	BAT LOW SHUT DOWN	20V±0.5VDC	IP: TESTING OP: FULL LOAD SW: ON Ta: 25°C	<u>20.09</u> V
3	BAT LOW RESTART	25V±0.5VDC	IP: TESTING OP: FULL LOAD SW: ON Ta: 25°C	<u>24.96</u> V
4	BAT HIGH ALARM	31V±0.5VDC	IP: TESTING OP: FULL LOAD SW: ON Ta: 25°C	<u>30.90</u> V
5	BAT HIGH SHUT DOWN	33V±0.5VDC	IP: TESTING OP: FULL LOAD SW: ON Ta: 25°C	<u>32.98</u> V
6	BAT HIGH RESTART	30V±0.5VDC	IP: TESTING OP: FULL LOAD SW: ON Ta: 25°C	<u>29.78</u> V
7	BAT. POLARITY	By internal fuse open	IP: BAT +/- (Reverse) OP: FULL LOAD Ta: 25°C	TEST: <u>OK</u>
8	OVER TEMPERATURE	Shut down o/p voltage: re-power on.	IP: HI LINE/LOW-LINE OP: FULL LOAD SW: ON Ta: 25°C	Shut down o/p voltage, re-power on to recover LED DISPLAY: <u>OK</u>
9	OUTPUT SHORT	Shut down o/p voltage: re-power on	IP: 24VDC O/P: FULL LOAD SW: ON Ta: 25°C	Shut down o/p voltage, re-power on to recover LED DISPLAY: <u>OK</u>
11	OVER LOAD (typ.)	105%~115%LOAD 180sec 115%~150%LOAD 10 sec Shut down o/p voltage, re-power on to recover	IP: 24VDC OP: TESTING SW: ON Ta: 25°C	(1). <u>107 % ~ 114 %</u> <u>180.1</u> sec (2). <u>117 % ~ 149 %</u> <u>10.1</u> sec Shut down o/p voltage, re-power on to recover

CONTROL FUNCTION TEST

NO	TEST ITEM	SPECIFICATION	TEST CONDITION	RESULT
1	REMOTE CONTROL	(1) Power ON-OFF remote control by front panel dry contact connector (by RELAY) Open : Normal work Short : Remote off (2) IRC3	IP: 24VDC OP: FULL LOAD Ta:25°C	(1).Open : <u>Normal work</u> Short : <u>Remote off</u> TEST: Vo= <u>0.002V</u> Pin= <u>6.41 W</u> (2).TEST: <u>OK</u>

APPLICATION TEST

NO	TEST ITEM	SPECIFICATION	TEST CONDITION	RESULT
1	LAMP	LAMP: <u>505 W</u> · turn on <u>OK</u> LAMP: <u>1005 W</u> · turn on <u>OK</u> LAMP: <u>2033 W</u> · turn on <u>OK</u>	1. Vin=HIGH LINE 2. 110V/60Hz	TEST: <u>OK</u>
2	INDUCTION MOTOR	<u>0.22 HP</u>	1. Vin=HIGH LINE 2. 110V/60Hz	TEST: <u>OK</u>
3	SWITCHING POWER SUPPLY	WITH PFC: <u>RSP-1600-48</u> O/P= <u>1767 W</u>	1. Vin=HIGH LINE 2. 110V/60Hz	TEST: <u>OK</u>
		NO PFC: <u>SE-1000-48</u> O/P= <u>1065 W</u>	1. Vin=HIGH LINE 2. 110V/60Hz	TEST: <u>OK</u>

COMPONENT WEAFORM TEST

NO	TEST ITEM	SPECIFICATION	TEST CONDITION	RESULT
1	DC TO DC Power Transistor (D to S) or (C to E) Peak Voltage	Q106 /Q112/Q126/Q132 Rated: 100 V / 120 A	I/P: high line O/P: V(max)/Freq 60HZ VDS: O/P: (1)Full Load Turn On (2) Output Short (3)O.L.P(4400W) Turn On (4) NO LOAD Turn On (5) Saving mode Ta:25°C	Q112 Q106 VDS: VDS: (1)83.9V (1) 83.9V (2)83.1V (2) 83.1V (3)83.1V (3) 83.1V (4)83.9V (4) 85.5V (5)83.1V (5) 83.1V Q126 Q132 VDS: VDS: (1) 83.1V (1) 79.8V (2) 83.1V (2) 80.6V (3) 82.2V (3) 81.4V (4) 83.1V (4) 81.4V (5) 84.7V (5) 79.8V
2	DC TO DC Diode Peak Voltage	D 901 Rated : 1000V/ 16 A	I/P: high line O/P: V(max) /Freq 60HZ O/P: (1)Full Load Turn On (2) Output Short (3)O.L.P(4400W) Turn On (4) NO LOAD Turn On (5) Saving mode Ta:25°C	(1) 532V (2) 596V (3) 524V (4) 524V (5) 528V

3	DC BUS Capacitor Voltage	C905/C907 Rated: 680u/315V	I/P: high line O/P: V(max) /Freq 60HZ O/P: (1)Full Load Turn On (2) Output Short (3)O.L.P(4400W) Turn On (4) NO LOAD Turn On (5) Saving mode Ta:25°C	C905 (1) 258V (2) 268V (3) 266V (4) 260V (5) 260V	C907 (1) 256V (2) 258V (3) 258V (4) 258V (5) 264V
4	DC TO AC Power Transistor (D to S) or (C to E) Peak Voltage	Q 1 Rated : 650 V/ 30 A	I/P: high line O/P:V(max)/Freq 60HZ VDS: O/P: (1)Full Load Turn On (2) Output Short (3)O.L.P(4400W) Turn On (4) NO LOAD Turn On (5) Saving mode Ta:25°C	Q1: VDS: (1) 544V (2) 586V (3) 548V (4) 546V (5) 546V	Q3 VDS: (1) 526V (2) 582V (3) 530V (4) 526V (5) 526V
5	AUX PWM MOS	Q201 Rated: 65 A/ 200 V Q504 Rated : 46 A/ 250 V	I/P: high line O/P:V(max) /Freq 60HZ O/P: (1)Full Load Turn On (2) Output Short (3)O.L.P(4400W) Turn On (4) NO LOAD Turn On (5) Saving mode Ta:25°C	Q201 (1) 99.6V (2) 99.6V (3) 99.6V (4) 99.6V (5) 99.6V	Q504 (1) 74.8V (2) 74.8V (3) 74.8V (4) 74.8V (5) 74.8V
6	Control IC Voltage Test	MCU IC U301 Rated 2.4 V~ 3.6 V AUX IC U201 Rated 8.2V~30V CHARGE IC U501 Rated 8.4V~20V Gate Driver IC U1 Rated 3V~18V	I/P: high line O/P:V(max) /Freq 60HZ O/P: (1)Full Load Turn On (2) Output Short (3)O.L.P(4400W) Turn On (4) NO LOAD Turn On (5) Saving mode Ta:25°C	U301 (1) 3.34V (2) 3.34V (3) 3.34V (4) 3.34V (5) 3.34V U201 (1) 12.22V (2) 12.22V (3) 12.22V (4) 12.22V (5) 12.22V	U501 (1) 12.61V (2) 12.61V (3) 12.61V (4) 12.61V (5) 12.61V U1 (1) 5.03V (2) 5.03V (3) 5.03V (4) 5.03V (5) 5.03V

SAFETY & EMC TEST

SAFETY TEST

NO	TEST ITEM	SPECIFICATION	TEST CONDITION	RESULT
1	WITHSTAND VOLTAGE	BAT I/P-AC O/P: 3 KVAC/min BAT I/P-AC I/P: 3 KVAC/min AC O/P-FG: 1.5 KVAC/min	BAT I/P-AC O/P 3.6 KVAC/min BAT I/P-AC I/P: 3.6 KVAC/min AC O/P-FG:1.8 KVAC/min Ta:25°C	BAT I/P-ACO/P: 11.60 mA AC O/P-FG: 11.22 mA AC O/P-FG: 7.41mA NO DAMAGE

2	GROUNDING CONTINUITY	EN 60950 FG(PE) TO CHASSIS OR TRACE < 100 mΩ	40 A / 2min Ta:25°C	6mΩ
---	-------------------------	----------------------------------------------------	------------------------	-----

E.M.C TEST

NO	TEST ITEM	SPECIFICATION	TEST CONDITION	RESULT
1	CONDUCTION	CE CLASS A	I/P: 24 VDC O/P: FULL LOAD/50% LOAD Ta:25°C	PASS
2	RADIATION	CE CLASS A	I/P:24 VDC O/P: :FULL/50% LOAD Ta:25°C	PASS
3	HARMONIC	EN61000-3-2 CLASS A	I/P: 24 VDC O/P: FULL LOAD Ta:25°C	PASS
4	E.S.D	EN61000-4-2 AIR : 8KV / Contact : 4KV	I/P: 24VDC O/P:FULL LOAD Ta:25°C	CRITERIA A
5	E.F.T	EN61000-4-4 INPUT: 1KV	I/P: 24VDC O/P:FULL LOAD Ta:25°C	CRITERIA A
6	SURGE	IEC61000-4-5 L-N :1KV L,N-PE:2KV	I/P: 24VDC O/P:FULL LOAD Ta:25°C	CRITERIA A
7	Test by certified Lab & Test Report Prepare Any contradictions of the test results, please refer to the latest EMC test report			

Reliability Test

NO	TEST ITEM	SPECIFICATION	TEST CONDITION	RESULT	
1	TEMPERATURE RISE TEST	MODEL : NTU-2200-248			
		1. ROOM AMBIENT BURN-IN : 2 HRS I/P : 48 VDC O/P : FULL LOAD Ta= 25 °C			
		2. HIGH AMBIENT BURN-IN : 2 HRS I/P : 48VDC O/P : FULL LOAD Ta= 40 °C			
				ROOM AMBIENT Ta= 25 °C	HIGH AMBIENT Ta= 40 °C
		1	Q133	51.2°C	63.3°C
		2	Q126	44.2°C	56.4°C
		3	Q201	50.5°C	64.3°C
		4	Q122	46.0°C	58.2°C
		5	C140	44.2°C	56.4°C
		6	C148	43.8°C	56.0°C
		7	FS22	49.2°C	60.8°C
		8	T102 Core	62.0°C	73.2°C
		9	T102 Coil	54.3°C	65.8°C
		10	D902	46.4°C	58.0°C
11	Q116	43.8°C	57.0°C		
12	Q103	44.8°C	57.8°C		

		<table border="1"> <thead> <tr> <th>NO</th> <th>Position</th> <th>ROOM AMBIENT Ta= 25 °C</th> <th>HIGH AMBIENT Ta= 40 °C</th> </tr> </thead> <tbody> <tr><td>13</td><td>Q112</td><td>46.1°C</td><td>59.6°C</td></tr> <tr><td>14</td><td>C108</td><td>46.3°C</td><td>57.4°C</td></tr> <tr><td>15</td><td>C100</td><td>44.1°C</td><td>55.9°C</td></tr> <tr><td>16</td><td>T101 Core</td><td>66.1°C</td><td>76.8°C</td></tr> <tr><td>17</td><td>T101 Coil</td><td>54.1°C</td><td>65.3°C</td></tr> <tr><td>18</td><td>D912</td><td>46.8°C</td><td>58.4°C</td></tr> <tr><td>19</td><td>LF26</td><td>37.2°C</td><td>49.6°C</td></tr> <tr><td>20</td><td>D905</td><td>45.3°C</td><td>57.1°C</td></tr> <tr><td>21</td><td>U301</td><td>36.1°C</td><td>48.1°C</td></tr> <tr><td>22</td><td>T202</td><td>42.8°C</td><td>56.0°C</td></tr> <tr><td>23</td><td>R273</td><td>55.9°C</td><td>71.5°C</td></tr> <tr><td>24</td><td>T201</td><td>42.1°C</td><td>54.3°C</td></tr> <tr><td>25</td><td>Q7</td><td>66.4°C</td><td>76.7°C</td></tr> <tr><td>26</td><td>R78</td><td>89.3°C</td><td>98.9°C</td></tr> <tr><td>27</td><td>Q2</td><td>73.5°C</td><td>84.4°C</td></tr> <tr><td>28</td><td>C907</td><td>38.6°C</td><td>50.5°C</td></tr> <tr><td>29</td><td>TSW3</td><td>38.1°C</td><td>50.3°C</td></tr> <tr><td>30</td><td>C2</td><td>35.8°C</td><td>48.8°C</td></tr> <tr><td>31</td><td>ZNR1</td><td>28.8°C</td><td>42.9°C</td></tr> <tr><td>32</td><td>LF1</td><td>32.8°C</td><td>46.6°C</td></tr> <tr><td>33</td><td>C1</td><td>29.6°C</td><td>43.7°C</td></tr> <tr><td>34</td><td>C6</td><td>30.2°C</td><td>44.3°C</td></tr> <tr><td>35</td><td>Q504</td><td>28.5°C</td><td>42.5°C</td></tr> <tr><td>36</td><td>T501</td><td>30.5°C</td><td>44.8°C</td></tr> <tr><td>37</td><td>D530</td><td>27.6°C</td><td>41.8°C</td></tr> <tr><td>38</td><td>U501</td><td>30.2°C</td><td>44.1°C</td></tr> <tr><td>39</td><td>R510</td><td>30.3°C</td><td>44.2°C</td></tr> <tr><td>40</td><td>R156</td><td>46.1°C</td><td>58.8°C</td></tr> <tr><td>41</td><td>U201</td><td>54.3°C</td><td>67.6°C</td></tr> <tr><td>42</td><td>D256</td><td>58.6°C</td><td>75.5°C</td></tr> <tr><td>43</td><td>U1</td><td>39.0°C</td><td>50.7°C</td></tr> <tr><td>44</td><td>RTH7</td><td>45.0°C</td><td>56.9°C</td></tr> <tr><td>45</td><td>Q135</td><td>51.0°C</td><td>63.1°C</td></tr> <tr><td>46</td><td>CC52</td><td>39.3°C</td><td>52.0°C</td></tr> <tr><td>47</td><td>TSW2</td><td>57.7°C</td><td>65.8°C</td></tr> </tbody> </table>			NO	Position	ROOM AMBIENT Ta= 25 °C	HIGH AMBIENT Ta= 40 °C	13	Q112	46.1°C	59.6°C	14	C108	46.3°C	57.4°C	15	C100	44.1°C	55.9°C	16	T101 Core	66.1°C	76.8°C	17	T101 Coil	54.1°C	65.3°C	18	D912	46.8°C	58.4°C	19	LF26	37.2°C	49.6°C	20	D905	45.3°C	57.1°C	21	U301	36.1°C	48.1°C	22	T202	42.8°C	56.0°C	23	R273	55.9°C	71.5°C	24	T201	42.1°C	54.3°C	25	Q7	66.4°C	76.7°C	26	R78	89.3°C	98.9°C	27	Q2	73.5°C	84.4°C	28	C907	38.6°C	50.5°C	29	TSW3	38.1°C	50.3°C	30	C2	35.8°C	48.8°C	31	ZNR1	28.8°C	42.9°C	32	LF1	32.8°C	46.6°C	33	C1	29.6°C	43.7°C	34	C6	30.2°C	44.3°C	35	Q504	28.5°C	42.5°C	36	T501	30.5°C	44.8°C	37	D530	27.6°C	41.8°C	38	U501	30.2°C	44.1°C	39	R510	30.3°C	44.2°C	40	R156	46.1°C	58.8°C	41	U201	54.3°C	67.6°C	42	D256	58.6°C	75.5°C	43	U1	39.0°C	50.7°C	44	RTH7	45.0°C	56.9°C	45	Q135	51.0°C	63.1°C	46	CC52	39.3°C	52.0°C	47	TSW2	57.7°C	65.8°C
NO	Position	ROOM AMBIENT Ta= 25 °C	HIGH AMBIENT Ta= 40 °C																																																																																																																																																	
13	Q112	46.1°C	59.6°C																																																																																																																																																	
14	C108	46.3°C	57.4°C																																																																																																																																																	
15	C100	44.1°C	55.9°C																																																																																																																																																	
16	T101 Core	66.1°C	76.8°C																																																																																																																																																	
17	T101 Coil	54.1°C	65.3°C																																																																																																																																																	
18	D912	46.8°C	58.4°C																																																																																																																																																	
19	LF26	37.2°C	49.6°C																																																																																																																																																	
20	D905	45.3°C	57.1°C																																																																																																																																																	
21	U301	36.1°C	48.1°C																																																																																																																																																	
22	T202	42.8°C	56.0°C																																																																																																																																																	
23	R273	55.9°C	71.5°C																																																																																																																																																	
24	T201	42.1°C	54.3°C																																																																																																																																																	
25	Q7	66.4°C	76.7°C																																																																																																																																																	
26	R78	89.3°C	98.9°C																																																																																																																																																	
27	Q2	73.5°C	84.4°C																																																																																																																																																	
28	C907	38.6°C	50.5°C																																																																																																																																																	
29	TSW3	38.1°C	50.3°C																																																																																																																																																	
30	C2	35.8°C	48.8°C																																																																																																																																																	
31	ZNR1	28.8°C	42.9°C																																																																																																																																																	
32	LF1	32.8°C	46.6°C																																																																																																																																																	
33	C1	29.6°C	43.7°C																																																																																																																																																	
34	C6	30.2°C	44.3°C																																																																																																																																																	
35	Q504	28.5°C	42.5°C																																																																																																																																																	
36	T501	30.5°C	44.8°C																																																																																																																																																	
37	D530	27.6°C	41.8°C																																																																																																																																																	
38	U501	30.2°C	44.1°C																																																																																																																																																	
39	R510	30.3°C	44.2°C																																																																																																																																																	
40	R156	46.1°C	58.8°C																																																																																																																																																	
41	U201	54.3°C	67.6°C																																																																																																																																																	
42	D256	58.6°C	75.5°C																																																																																																																																																	
43	U1	39.0°C	50.7°C																																																																																																																																																	
44	RTH7	45.0°C	56.9°C																																																																																																																																																	
45	Q135	51.0°C	63.1°C																																																																																																																																																	
46	CC52	39.3°C	52.0°C																																																																																																																																																	
47	TSW2	57.7°C	65.8°C																																																																																																																																																	
2	OVER LOAD BURN-IN TEST	NO DAMAGE 1 HOUR (MIN)	I/P : 48VDC O/P : 102%LOAD Ta : 25°C	TEST : OK																																																																																																																																																
3	LOW TEMPERATURE TURN ON TEST	TURN ON AFTER 2 HOUR	I/P : 48VDC O/P : 100%LOAD Ta= -30 °C	TEST : OK																																																																																																																																																
4	HIGH HUMIDITY HIGH TEMPERATURE HIGH VOLTAGE TURN ON TEST	AFTER 12 HOURS IN CHAMBER ON CONTROL 40 °C NO DAMAGE	I/P : 66VDC O/P : FULL LOAD Ta= 38.8 °C HUMIDITY= 95 %R.H	TEST : OK																																																																																																																																																

5	STORAGE TEMPERATURE TEST	1. Thermal shock Temperature : -45°C~ +90°C 2. Temperature change rate : 25°C / MIN 3. Dwell time low and high temperature : 30 MIN/EACH 4. Total test cycle : 10 CYCLE 5. Input /Output condition : STATIC	TEST : OK
6	THERMAL SHOCK TEST	1. Thermal shock Temperature : -30°C~ +45°C 2. Temperature change rate : 25°C / MIN 3. Dwell time low and high temperature : 30 MIN/EACH 4. Total test cycle : 16 CYCLE 5. Input /Output condition : 15cycle:48VDC/ FULL LOAD DC ON 11sec/DC OFF 1sec TEST 1cycle:48VDC/ FULL LOAD Burn In Test	TEST : OK
7	VIBRATION TEST	1 Carton & 1 Set (1) Waveform : Sine Wave (2) Frequency : 10~500Hz (3) Sweep Time : 10min/sweep cycle (4) Acceleration : 4G (5) Test Time : 60min in each axis (X.Y.Z) (6) Ta : 25°C	TEST : OK
8	CAPACITOR LIFE CYCLE	SUPPOSE C108 IS THE MOST CRITICAL COMPONENT (1) I/P : 48VDC O/P : FULL LOAD Ta= 25 °C LIFE TIME (2) I/P : 48VDC O/P : FULL LOAD Ta= 40 °C LIFE TIME (3) I/P : 48VDC O/P : 75% LOAD Ta= 40 °C LIFE TIME (4) I/P : 48VDC O/P : 50% LOAD Ta= 40 °C LIFE TIME	(1) 863118.3HRS (2) 399877.6HRS (3) 563230.6HRS (4) 826318.2HRS
9	MTBF	Conducted by Parts Stress Analysis Prediction 344.9K hrs min. Telcordia SR-332 (Bellcore) ; 34.8K hrs min. MIL-HDBK-217F (25°C)	
10	Ongoing Reliability Test	I/P : 50VDC O/P : 80% LOAD TA=50°C Demonstration Mean Time Between Failure : 30,000 hours	

TEST RESULT	TESTER	REVIEW	APPROVAL
PASS	Liutt		Wangdz

2020.10.1 TAG-QA-009