



# TEST REPORT: MPM-15-24

## 15W High Reliable Green Medical Encapsulated Type

### ■ DESIGN VERIFY TEST

Output Function Test  
Input Function Test  
Protection Function Test  
Control Function Test  
Component Stress Test

### ■ SAFETY & E.M.C. TEST

Safety Test  
E.M.C. Test

### ■ RELIABILITY TEST

ENVIRONMENT TEST

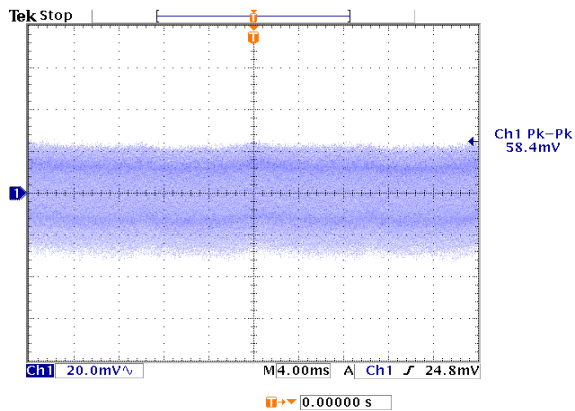
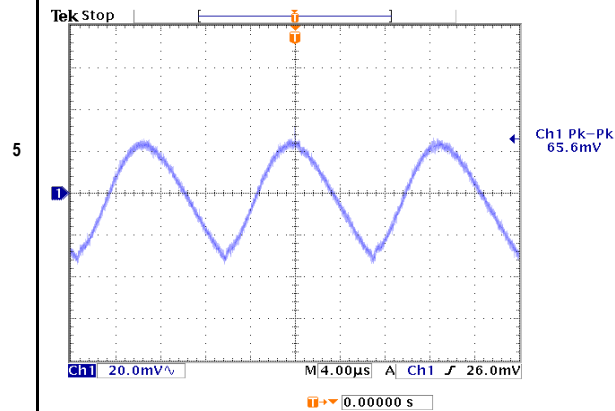


DESIGN VERIFY TEST  
OUTPUT FUNCTION

NO	TEST ITEM	SPECIFICATION	TEST CONDITION	RESULT
1	OUTPUT VOLTAGE TOLERANCE (Max)	V1 : 2.0% ~ -2.0%	I/P : 80VAC / 264VAC O/P: FULL / MINLOAD TA= 25°C	V1: 0.62% ~ 0.50%
2	LINE REGULATION (MAX.)	V1 : 0.3% ~ -0.3%	I/P : 100VAC / 264VAC O/P: FULL LOAD TA : 25°C	V1: 0.04% ~ -0.04%
3	LOAD REGULATION(MAX.)	V1 : 0.5% ~ -0.5%	I/P : 230VAC O/P: MIN LOAD ~ FULL LOAD TA : 25°C	V1: 0.04% ~ -0.04%
4	OVER/UNDERSHOOT TEST	< ±5%	I/P : 230VAC O/P: FULL LOAD TA : 25°C	TEST< 2.1 %
	RIPPLE & NOISE(Max)	V1 : 180 mVp-p	I/P : 230VAC O/P: FULL LOAD TA : 25°C	V1 : 65.6 mVp-p

high frequency:

low frequency:



SET UP TIME (MAX.)	230VAC	: 1500ms
	115VAC	: 1500ms

I/P :	230VAC	230VAC	: 176ms
I/P :	115VAC	115VAC	: 192ms
O/P:	FULL LOAD		
TA:	25°C		

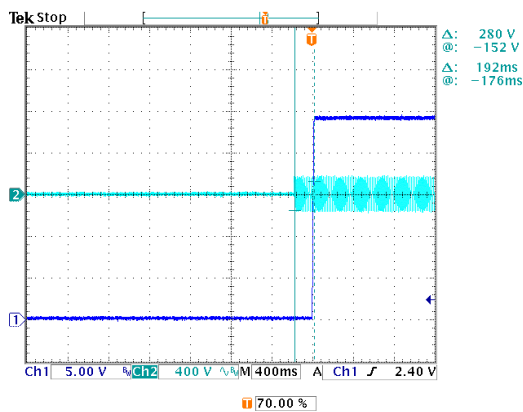
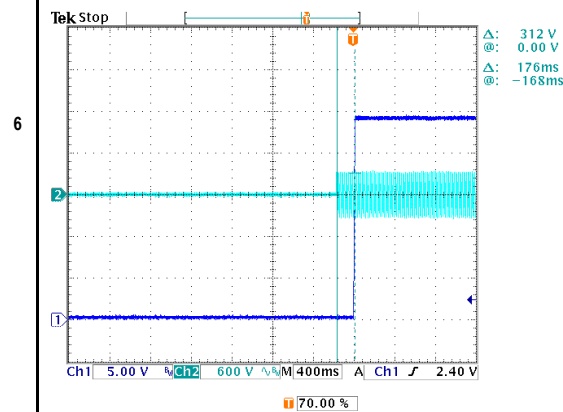
230VAC	: 176ms
115VAC	: 192ms

INPUT=230VAC/50HZ @ FULL LOAD

CH1 : Output Voltage CH2 : AC Input Voltage

INPUT=115VAC/60HZ @ FULL LOAD

CH1 : Output Voltage CH2 : AC Input Voltage





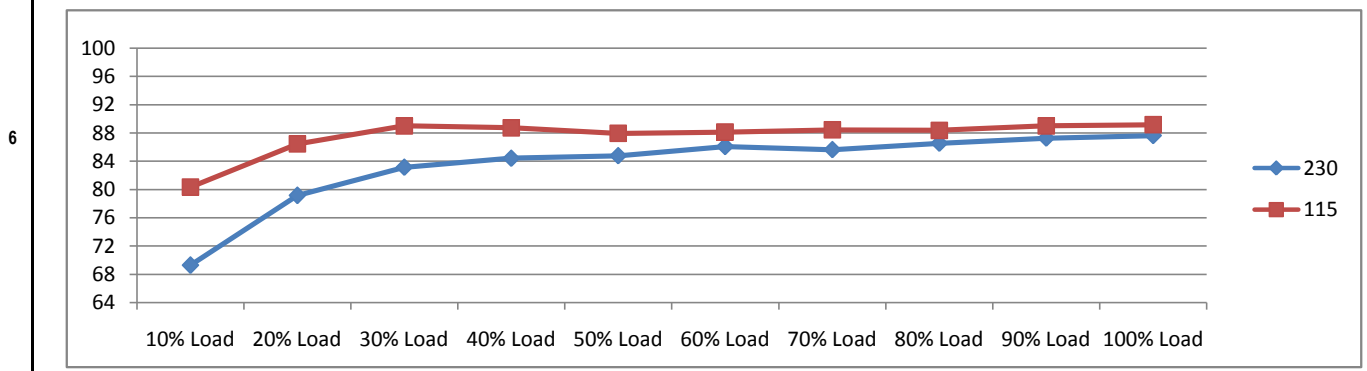
# 15W High Reliable Green Medical Encapsulated Type MPM-15 series

7	RISE TIME (MAX.)	230VAC : 30ms 115VAC : 30ms	I/P : 230VAC I/P : 115VAC O/P: FULL LOAD TA: 25°C	230VAC : 11.4ms 115VAC : 14.4ms
	INPUT=230VAC/50HZ @ FULL LOAD CH1 : Output Voltage		INPUT=115VAC/60HZ @ FULL LOAD CH1 : Output Voltage	
8	HOLD UP TIME (TYP.)	230VAC : 40ms 115VAC : 10ms	I/P : 230VAC I/P : 115VAC O/P: FULL LOAD TA: 25°C	230VAC : 100.0ms 115VAC : 22.0ms
	INPUT=230VAC/50HZ @ FULL LOAD CH1 : Output Voltage CH2 : AC Input Voltage		INPUT=115VAC/60HZ @ FULL LOAD CH1 : Output Voltage CH2 : AC Input Voltage	
9	DYNAMIC LOAD	V1 : 2400 mVp-p	I/P : 230VAC O/P: (1)Full/Min load 50% duty/120HZ (2)Full/Min load 50% duty/1KHZ TA: 25°C	V1: (1). 512mv (2). 442mv unit:mVp-p
	FULL / MIN LOAD 50%DUTY / 120HZ		FULL / MIN% LOAD 50%DUTY / 1KHZ	



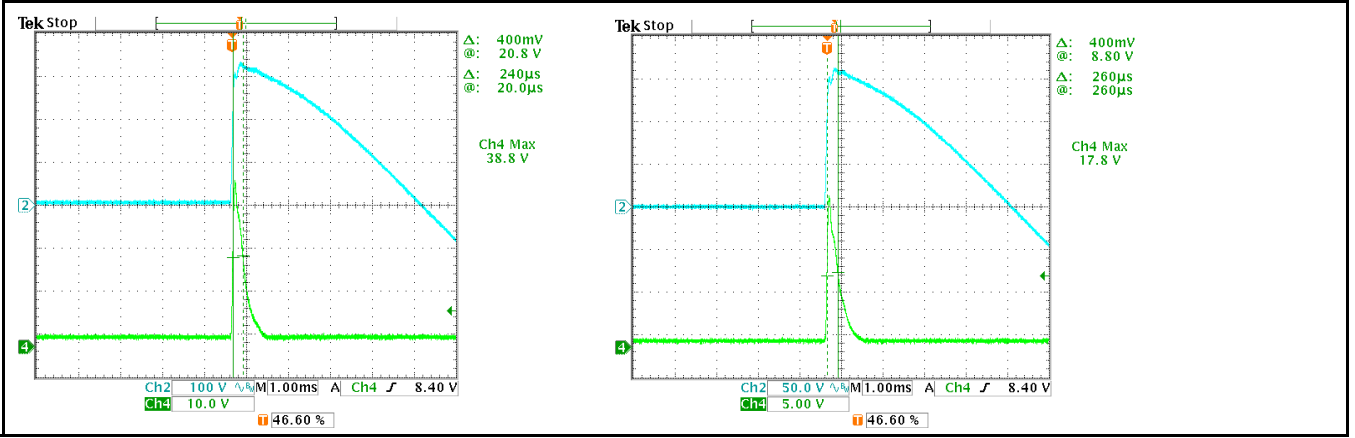
INPUT FUNCTION TEST

NO	TEST ITEM	SPECIFICATION	TEST CONDITION	RESULT
1	INPUT VOLTAGE RANGE	80VAC ~ 264VAC 113VDC ~ 370VDC	I/P : TESTING O/P : FULL LOAD Ta : 25°C	74.0VAC ~ 264VAC 110VDC ~ 370VDC
			I/P : LOW-LINE = 97VAC HIGH-LINE = 300VAC O/P : FULL/MIN LOAD ON:30 Sec ; OFF:30 Sec 10MIN ( POWER ON/OFF NO DAMAGE )	TEST : OK
2	INPUT FREQUENCY RANGE	47HZ ~ 440HZ NO DAMAGE	I/P : 80VAC ~ 264VAC O/P : FULL-MIN LOAD Ta : 25°C	TEST : OK
3	INPUT CURRENT (TYP.)	0.3 / 230VAC 0.6 / 115VAC	I/P : 230VAC	I= 0.1712 / 230VAC
			I/P : 115VAC O/P : FULL LOAD TA : 25°C	I= 0.2671 / 115VAC
4	LEAKAGE CURRENT	< 80.00µA	I/P : 264VAC O/P : MIN LOAD TA : 25°C	Touch current 48 µA
5	NO LOAD POWER CONSUMPTION	< 0.1W	I/P : 230VAC O/P : MIN LOAD TA : 25°C	< 0.0568 W
	EFFICIENCY (TYP.)	86.5%	I/P : 230VAC O/P : FULL LOAD TA : 25°C	87.63 %



7	INRUSH CURRENT (TYP.)	45A / 230VAC 20A / 115VAC twidh= 555 us measured at 50% Ipeak COLD START	I/P : 230VAC I/P : 115VAC O/P : FULL LOAD TA : 25°C	I= 38.8A / 230VAC I= 17.8A / 115VAC T50= 240.0us / 230VAC
		INPUT=230VAC/50HZ @ FULL LOAD	INPUT=115VAC/50HZ @ FULL LOAD	

CH2 : AC Input Voltage CH4 : Input current (1V=1A)      CH2 : AC Input Voltage CH4 : Input current (1V=1A)





# 15W High Reliable Green Medical Encapsulated Type MPM-15 series

## PROTECTION FUNCTION TEST

NO	TEST ITEM	SPECIFICATION	TEST CONDITION	RESULT
1	OVER LOAD PROTECTION	110% ~ 150%	I/P: 264VAC I/P: 230VAC I/P: 100VAC O/P: TESTING Ta: 25°C	139.73% 264VAC 134.02% 230VAC 125.81% 100VAC Hiccup Mode
2	OVER VOLTAGE PROTECTION	27.60V ~ 32.40V	I/P: 264VAC I/P: 230VAC I/P: 80VAC O/P: MIN LOAD Ta: 25°C	29.00V 264VAC 29.00V 230VAC 29.00V 80VAC Shut off o/p voltage
3	OVER TEMPERATURE PROTECTION	Shut down o/p voltage, recovers automatically after temperature goes down	I/P: 264VAC I/P: 80VAC O/P: FULL LOAD	O.T.P. Active Shut down o/p voltage, recovers automatically after temperature goes down
4	SHORT PROTECTION	SHORT EVERY OUTPUT 1 HOUR NO DAMAGE	I/P: 264VAC I/P: 80VAC O/P: FULL LOAD Ta: 25°C	NO DAMAGE Hiccup Mode

## COMPONENT STRESS TEST

NO	TEST ITEM	SPECIFICATION	TEST CONDITION	RESULT
1	PWM Power Transistor	U1 Rated : 800V 11.5A	I/P : 267VAC VDS : O/P : (1)Full Load Turn on (2) Output Short (3)Full load continue Ta : 25°C	VIN: 267VAC VDS: (1). 510.00V (2). 434.00V (3). 508.00V
2	O/P MOSFET	Q100 Rated : 200V 5.0A	I/P : 267VAC VDS : O/P : (1)Full Load Turn on (2) Output Short (3)Full load continue Ta : 25°C	Q100 VDS : (1). 122.00V (2). 117.00V (3). 122.00V
3	Input Capacitor	C5 Rated : 33uf 400V	I/P : 267VAC O/P : (1)Full Load Turn on /Off (2)Min load Turn on /Off (3)Full Load /Min load Change (4)Full Load Continue Ta : 25°C	(1). 374.00V (2). 374.00V (3). 374.00V (4). 372.00V
4	Control IC	U1 Rated : 27V (max) -0.3 (min)	I/P : 267VAC O/P : (1)Full Load (2)Output Short (3)O.L.P (4)Low Line No Load Vo(min) Ta : 25°C	U1 (1). 17.50V (2). 16.00V (3). 16.50V (4). 16.30V
5	Clamp Diode	D1 Rated : 1000V 1.0A	I/P : 267VAC O/P : (1)Dynamic Load Full/Min Load (2)Full load continue Ta : 25°C	(1). 464.00V (2). 464.00V

## SAFETY & E.M.C. TEST

### SAFETY TEST

NO	TEST ITEM	SPECIFICATION	TEST CONDITION	RESULT
1	WITHSTAND VOLTAGE	I/P-O/P : 4.00KVAC /min	I/P-O/P: 4.400KVAC /min Ta : 25°C	I/P-O/P: 0.84mA NO DAMAGE
2	ISOLATION RESISTANCE	I/P-O/P : 500VDC>100MΩ	I/P-O/P: 500VDC Ta : 25°C/70%RH	I/P-O/P: 9999.0MΩ NO DAMAGE

### E.M.C. TEST

NO	TEST ITEM	SPECIFICATION	TEST CONDITION	RESULT
1	HARMONIC	EN61000-3-2 CLASS A	I/P : 230VAC /50HZ O/P : FULL LOAD Ta : 25°C	PASS



# 15W High Reliable Green Medical Encapsulated Type MPM-15 series

2	CONDUCTION	EN55011 CLASS B	I/P : 230VAC /50HZ O/P : FULL LOAD / 50% LOAD Ta : 25°C	PASS Test by certified Lab
3	RADIATION	EN55011 CLASS B	I/P : 230VAC /50HZ O/P : FULL LOAD Ta : 25°C	PASS Test by certified Lab
4	E.S.D	EN61000-4-2 MEDICAL AIR: 15KV / Contact: 8KV	I/P : 230VAC /50HZ O/P : FULL LOAD Ta : 25°C	CRITERIA A
5	E.F.T	EN61000-4-4 MEDICAL INPUT: 2KV	I/P : 230VAC /50HZ O/P : FULL LOAD Ta : 25°C	CRITERIA A
6	SURGE	EN61000-4-5 L-N:1KV	I/P : 230VAC /50HZ O/P : FULL LOAD Ta : 25°C	CRITERIA A

## RELIABILITY TEST

NO	TEST ITEM	SPECIFICATION	TEST CONDITION	RESULT																																																
1	TEMPERATURE RISE TEST	MODEL : MPM-15-24 1. ROOM AMBIENT BURN-IN : 1.0hrs IP: 230VAC      O/P: 100% LOAD      TA= 18.1°C 2. HIGH AMBIENT BURN-IN : 1.0hrs IP: 230VAC      O/P: 100% LOAD      TA= 60.1°C	<table border="1"> <thead> <tr> <th>NO.</th> <th>Positio</th> <th>ROOM AMBIENT 18.1°C</th> <th>HIGH AMBIENT Ta: 60.1°C</th> </tr> </thead> <tbody> <tr><td>1</td><td>LF1</td><td>45.9°C</td><td>84.5°C</td></tr> <tr><td>2</td><td>C6</td><td>48.0°C</td><td>86.8°C</td></tr> <tr><td>3</td><td>C5</td><td>52.7°C</td><td>91.6°C</td></tr> <tr><td>4</td><td>U1</td><td>54.5°C</td><td>94.0°C</td></tr> <tr><td>5</td><td>T1</td><td>53.4°C</td><td>90.9°C</td></tr> <tr><td>6</td><td>C105</td><td>44.1°C</td><td>83.1°C</td></tr> <tr><td>7</td><td>Q100</td><td>60.7°C</td><td>97.6°C</td></tr> <tr><td>8</td><td>BD1</td><td>49.9°C</td><td>89.0°C</td></tr> <tr><td>9</td><td>C1</td><td>47.4°C</td><td>85.6°C</td></tr> <tr><td>10</td><td>L100</td><td>49.0°C</td><td>87.4°C</td></tr> <tr><td>60</td><td>TA</td><td>18.1°C</td><td>60.1°C</td></tr> </tbody> </table>	NO.	Positio	ROOM AMBIENT 18.1°C	HIGH AMBIENT Ta: 60.1°C	1	LF1	45.9°C	84.5°C	2	C6	48.0°C	86.8°C	3	C5	52.7°C	91.6°C	4	U1	54.5°C	94.0°C	5	T1	53.4°C	90.9°C	6	C105	44.1°C	83.1°C	7	Q100	60.7°C	97.6°C	8	BD1	49.9°C	89.0°C	9	C1	47.4°C	85.6°C	10	L100	49.0°C	87.4°C	60	TA	18.1°C	60.1°C	
NO.	Positio	ROOM AMBIENT 18.1°C	HIGH AMBIENT Ta: 60.1°C																																																	
1	LF1	45.9°C	84.5°C																																																	
2	C6	48.0°C	86.8°C																																																	
3	C5	52.7°C	91.6°C																																																	
4	U1	54.5°C	94.0°C																																																	
5	T1	53.4°C	90.9°C																																																	
6	C105	44.1°C	83.1°C																																																	
7	Q100	60.7°C	97.6°C																																																	
8	BD1	49.9°C	89.0°C																																																	
9	C1	47.4°C	85.6°C																																																	
10	L100	49.0°C	87.4°C																																																	
60	TA	18.1°C	60.1°C																																																	
2	OVER LOAD BURN-IN TEST	NO DAMAGE 1 HOUR ( MIN )	I/P : 230VAC O/P : 131.00% LOAD Ta : 25°C	TEST : OK																																																
3	LOW TEMPERATURE TURN ON TEST	NO DAMAGE 1 HOUR ( MIN )	I/P : 264VAC / 100VAC O/P : FULL LOAD Ta : -40.0°C	TEST : OK																																																
4	HIGH HUMIDITY HIGH TEMPERATURE HIGH VOLTAGE TEST	AFTER 12 HOURS IN CHAMBER ON CONTROL 60°C NO DAMAGE	I/P : 272VAC O/P : FULL LOAD Ta : 60°C HUMIDITY= 95.0% RH	TEST : OK																																																
5	TEMPERATURE COEFFICIENT	±0.03% /(0°C~60°C)	I/P : 230VAC O/P : FULL LOAD	±0.0069% /(0°C~60°C)																																																
6	STORAGE TEMPERATURE TEST	1. Thermal shock Temperature : -50°C~ +125°C 2. Temperature change rate : 25°C / MIN 3. Dwell time low and high temperature : 30 MIN/EACH 4. Total test cycle : 100 CYCLE 5. Input/Output condition : STATIC		TEST : OK																																																
7	THERMAL SHOCK TEST	1. Thermal shock Temperature : -45°C ~ +65°C 2. Temperature change rate : 25°C / MIN 3. Dwell time low and high temperature : 30 MIN/EACH 4. Total test cycle : 16 CYCLE 5. Input/Output condition : 230VAC Full Load AC ON/OFF test turn on 3sec ; turn off 1sec @ 15CYCLE 230VAC Full Load AC ON turn on continue @ 1CYCLE		TEST : OK																																																
8	VIBRATION TEST	1 Carton & 1 Set (1) Waveform : Sine Wave (2) Frequency : 10~500Hz (4) Acceleration : 2G (5) Test Time : 60 min in each axis (X.Y.Z) (6) Ta : 25°C		TEST : OK																																																



15W High Reliable Green Medical Encapsulated Type MPM-15 series

9	CAPACITOR LIFE CYCLE	:SUPPOSE C105 IS THE MOST CRITICAL COMPONENT					
		(1) I/P : 230VAC	O/P : FULL LOAD	Ta= 25.0°C	LIFE TIME	(1).	354648 HRS
		(2) I/P : 230VAC	O/P : FULL LOAD	Ta= 60.0°C	LIFE TIME	(2).	38556 HRS
		(3) I/P : 230VAC	O/P : 75% LOAD	Ta= 60.0°C	LIFE TIME	(3).	47076.1 HRS
		(4) I/P : 230VAC	O/P : 50% LOAD	Ta= 60.0°C	LIFE TIME	(4).	51474.2 HRS
10	MTBF	Conducted by Parts Stress Analysis Prediction 7319.8K hrs min. Telcordia SR-332 (Bellcore) ; 1210.0K hrs min. MIL-HDBK-217F (25°C)					
11	DMTBF /Accelerated Life test	Demonstration Mean Time Between Failure (Expected Life): Above 30000HRS @ TA 60°C					

TEST RESULT	TESTER	REVIEW	APPROVAL
PASS	LIUTT		WANGDZ